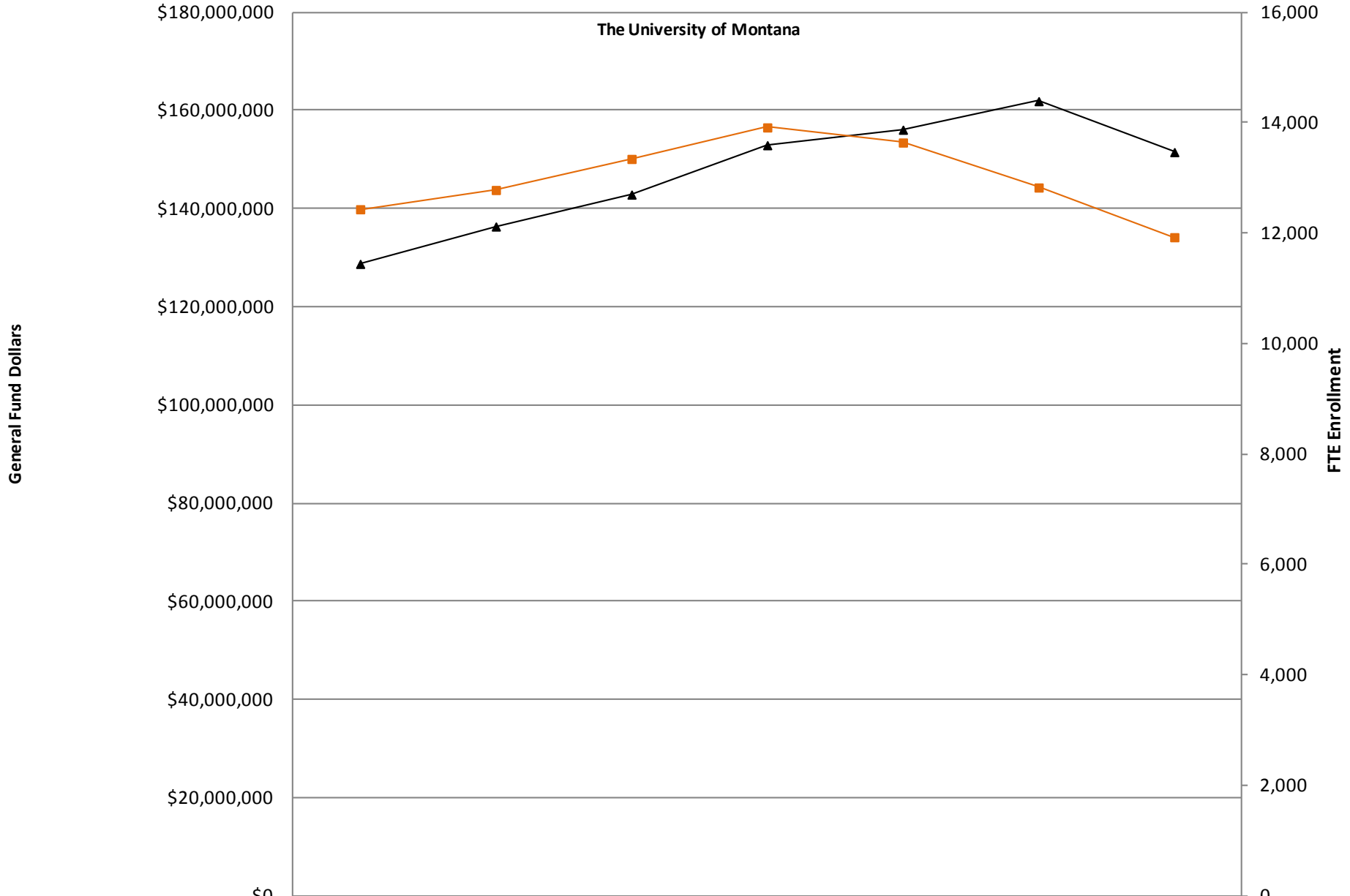
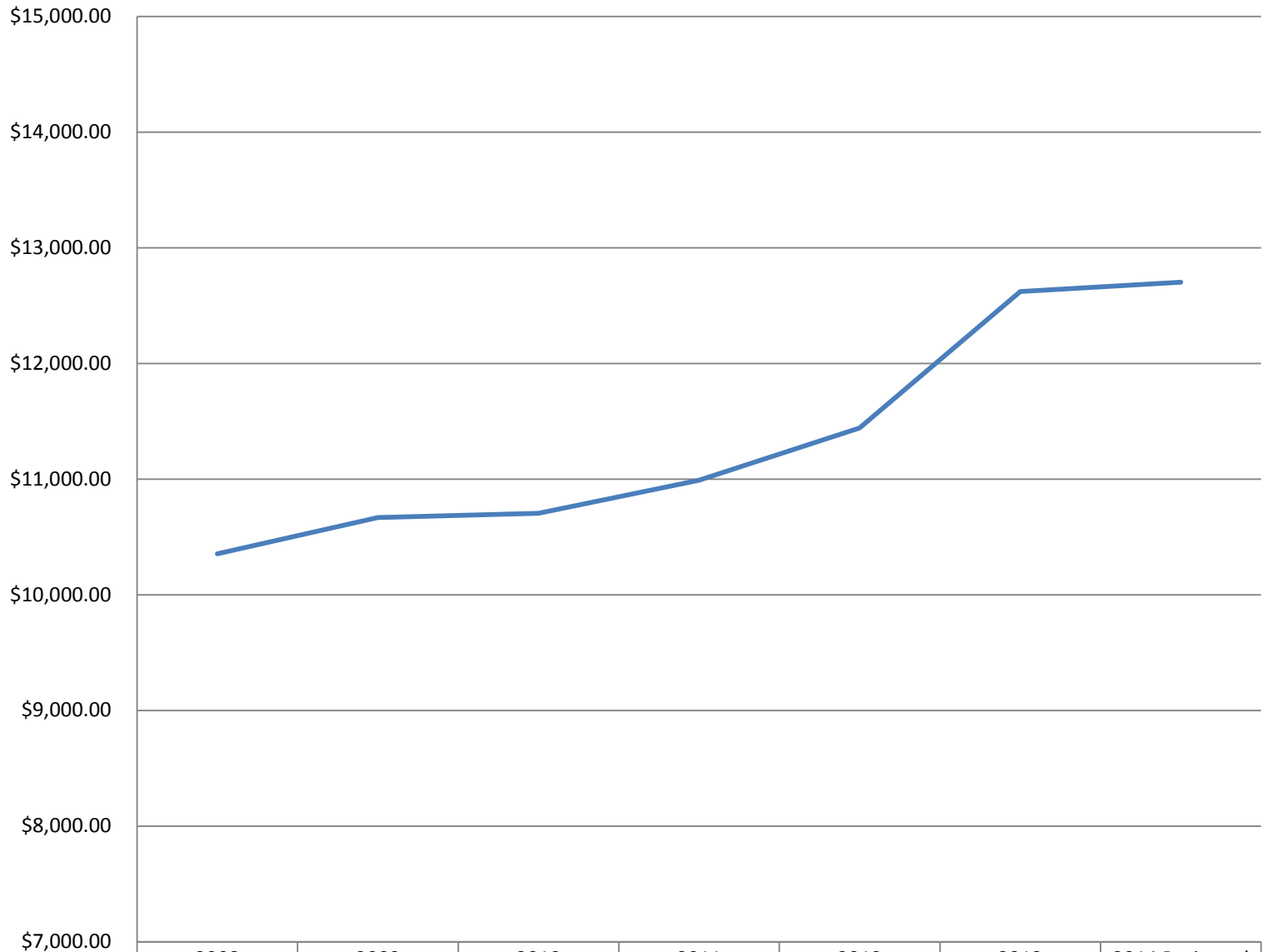


The University of Montana



	2008	2009	2010	2011	2012	2013 Budget	2014 Projected
Current Unrestricted Budget	\$128,759,218	\$136,375,855	\$142,880,385	\$152,937,481	\$156,092,034	\$161,911,539	\$151,528,706
Enrollment (Annualized FTE)	12,434.97	12,783.55	13,345.92	13,916.52	13,642.97	12,828.54	11,928.54

General Fund per Student FTE



— General Fund per Student FTE

2008

2009

2010

2011

2012

2013

2014 Projected

\$10,354.61

\$10,668.07

\$10,705.92

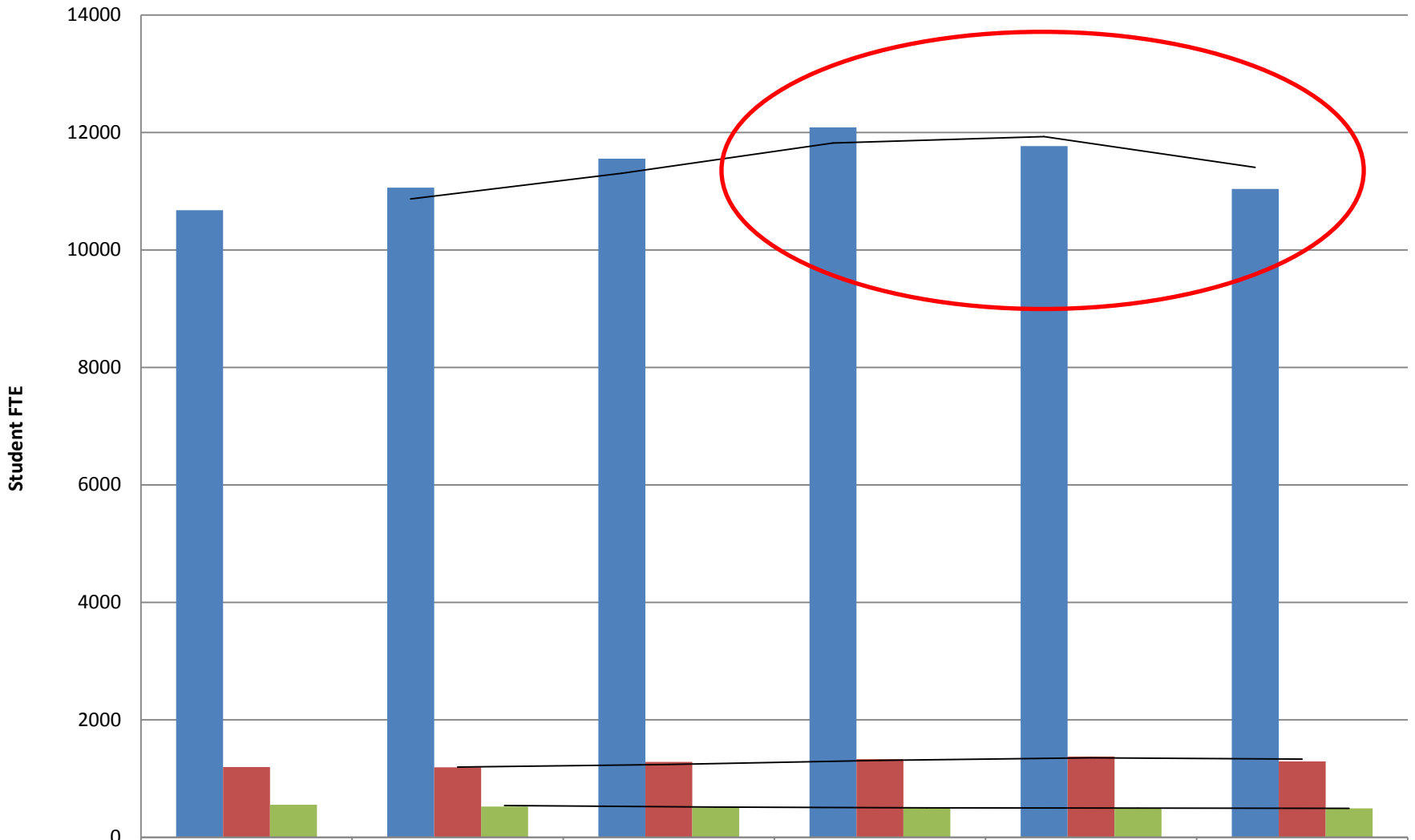
\$10,989.64

\$11,441.21

\$12,621.20

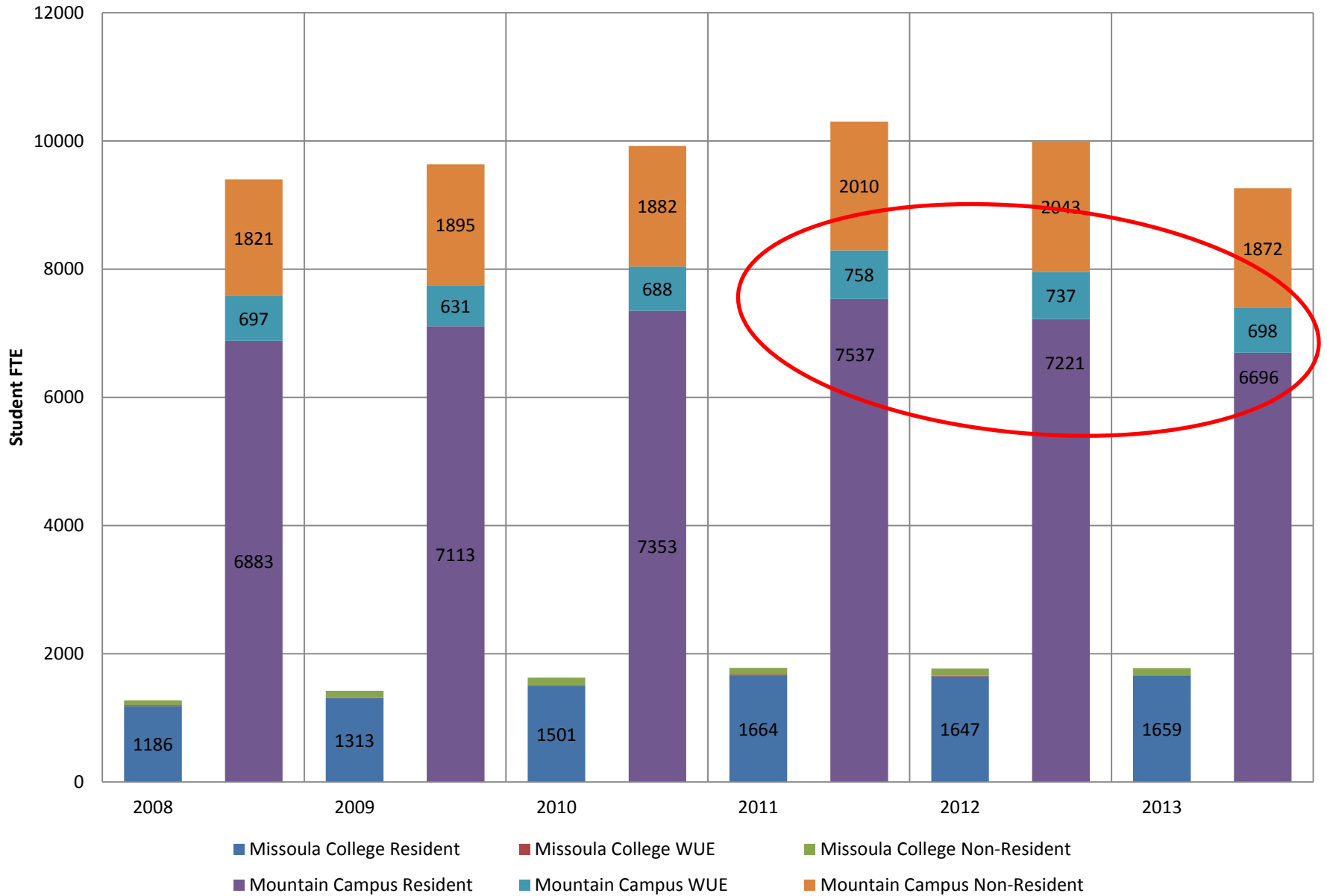
\$12,703.04

Total Student FTE by Class



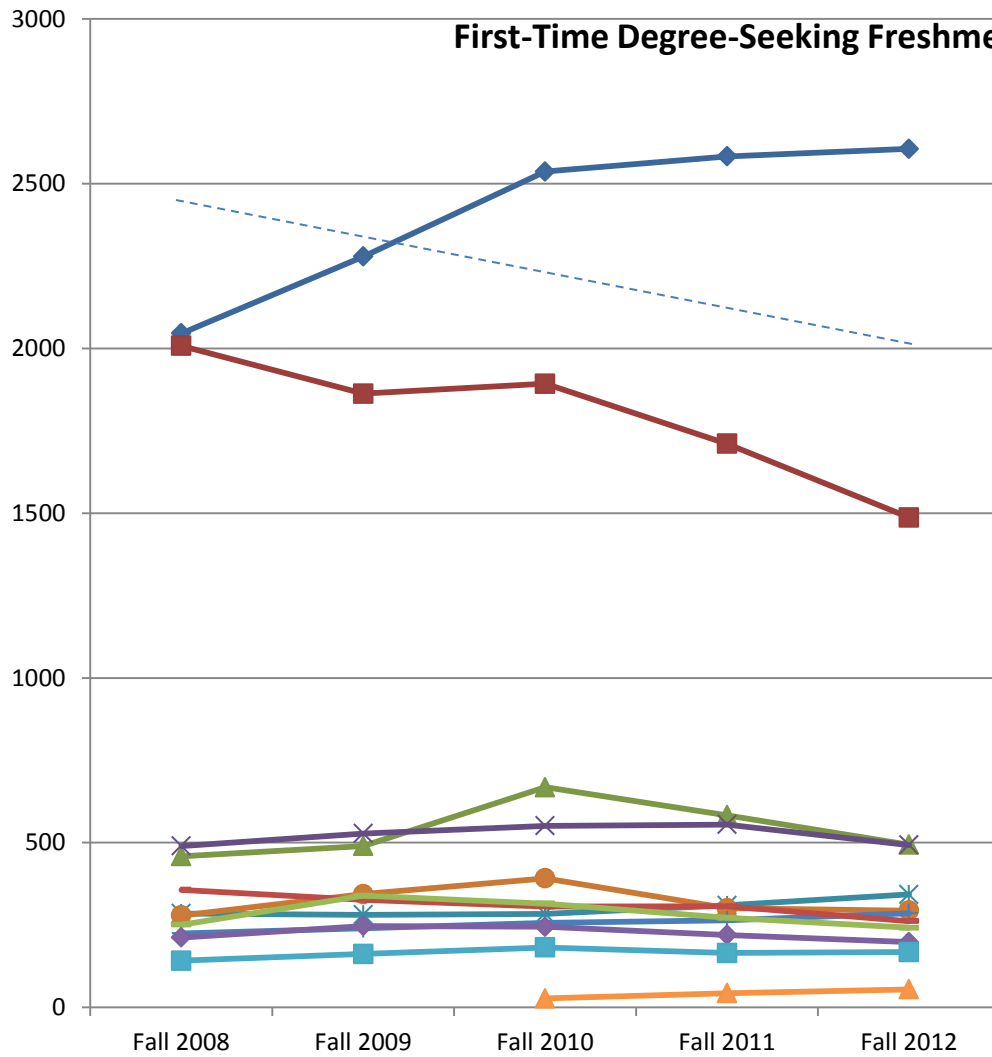
	2008	2009	2010	2011	2012	2013
Under Grad	10677.17	11060.89	11552.19	12085.03	11769.67	11040.41
Graduate	1199.93	1195.56	1286.47	1333.7	1375.79	1294.68
Graduate II	557.87	527.1	507.26	497.79	497.51	493.45

Undergraduate FTE History



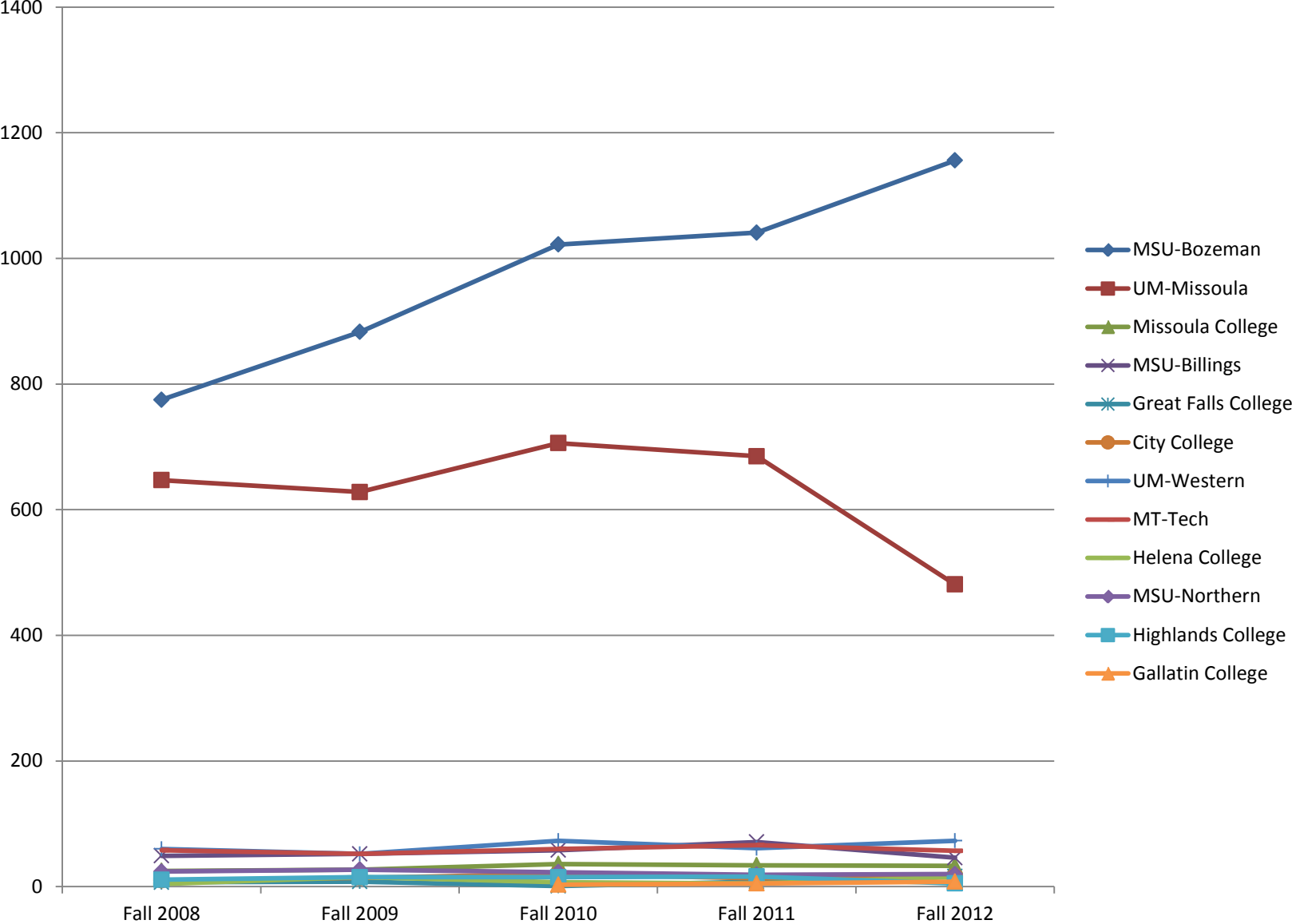
First-Time Degree-Seeking Freshmen, Total

UM with MC



- MSU-Bozeman
- UM-Missoula
- Missoula College
- MSU-Billings
- Great Falls College
- City College
- UM-Western
- MT-Tech
- Helena College
- MSU-Northern
- Highlands College
- Gallatin College

First-Time Degree-Seeking Freshmen, Nonresident



Projecting the 2014 Shortfall

Revenues

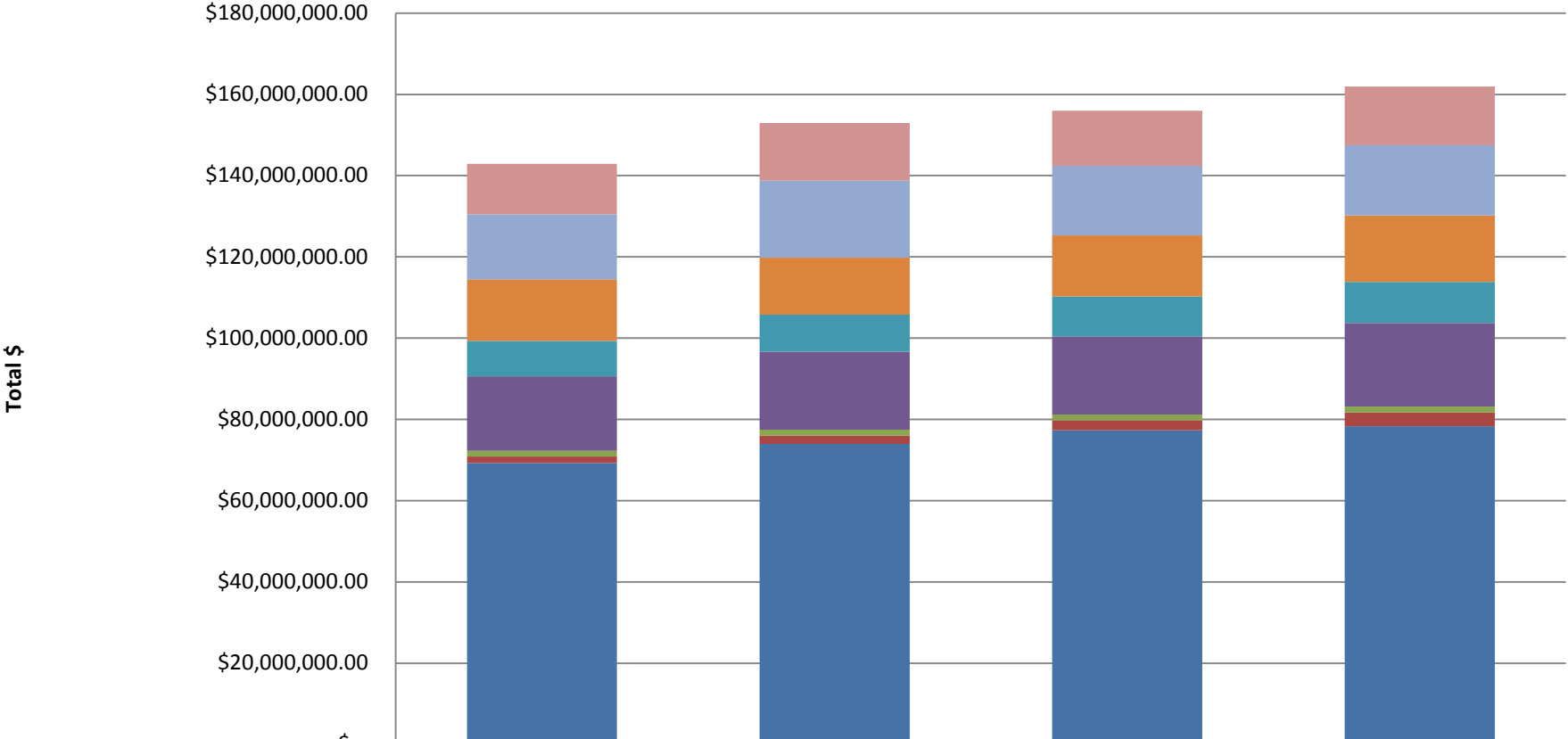
2014 Projected Revenues (General Fund)	\$	<u>152,584,571.00</u>
--	----	-----------------------

Expenditures

2013 General Fund Expenses (estimated - after reductions)	\$	159,349,336.00
Pay Plan Increases	\$	6,483,097.00
Utilities Increase	\$	340,000.00
Library Inflation	\$	407,769.00
Need-Based Resident Scholarship Initiative	\$	375,000.00
Strategic Reallocation	\$	500,000.00
UM Foundation Support	\$	75,000.00
Non-Base Adjustments	\$	740,686.00
Sector Carry Forward	\$	350,000.00
Other	\$	690,988.00
Total	\$	9,962,540.00
2014 General Fund Expense Budget (estimate)	\$	<u>169,311,876.00</u>

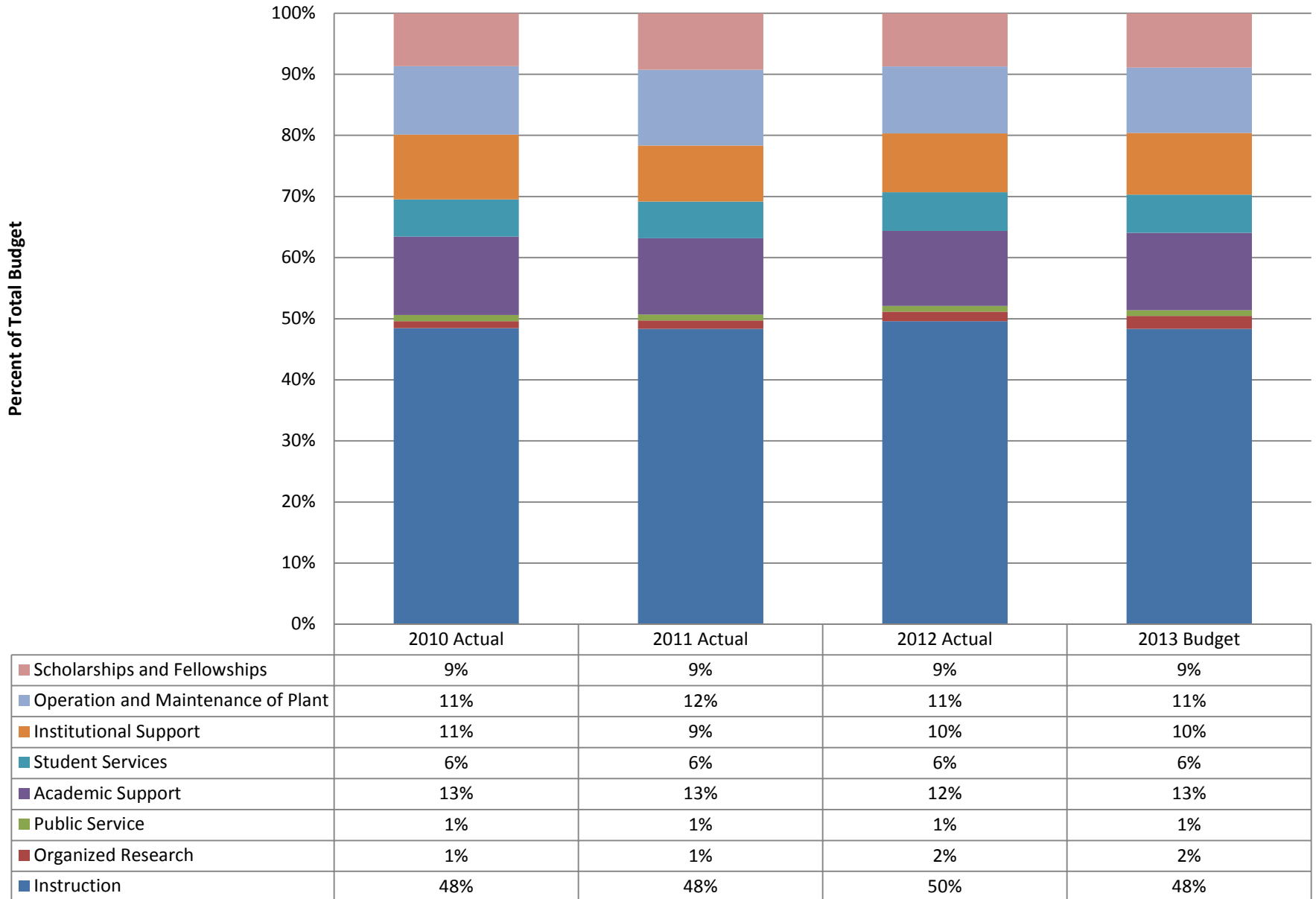
Revenues Less Expenditures (2014)	\$	(16,727,305.00)
--	-----------	------------------------

Expenditure by Program



	2010 Actual	2011 Actual	2012 Actual	2013 Budget
Scholarships and Fellowships	\$12,379,871.00	\$14,160,610.00	\$13,558,943.00	\$14,422,577.00
Operation and Maintenance of Plant	\$16,020,650.00	\$18,968,102.00	\$17,092,385.00	\$17,297,131.00
Institutional Support	\$15,144,762.00	\$14,022,092.00	\$15,030,921.00	\$16,369,745.00
Student Services	\$8,720,149.00	\$9,162,681.00	\$9,856,583.00	\$10,106,887.00
Academic Support	\$18,321,204.00	\$19,133,636.00	\$19,197,266.00	\$20,535,801.00
Public Service	\$1,440,103.00	\$1,475,313.00	\$1,452,114.00	\$1,478,120.00
Organized Research	\$1,604,717.00	\$2,057,092.00	\$2,400,564.00	\$3,402,463.00
Instruction	\$69,248,928.00	\$73,957,956.00	\$77,352,565.00	\$78,298,815.00

% of Total Budget by Program



MONTANA UNIVERSITY SYSTEM
System & Campus Dashboard Indicators
Operating Budget Ratios

UNIVERSITY OF MONTANA		FY08	FY09	FY10	FY11	FY12	FY12	FY13
		Actual	Actual	Actual	Actual	Actual	Budgeted	Budgeted
UM (includes Missoula College & Bitterroot College)	Instructional Exp / FTE	\$5,136	\$5,225	\$5,189	\$5,131	\$5,305	\$5,568	\$5,885
	Percent of Total Exp	49.6%	49.0%	48.5%	48.1%	48.2%	49.7%	48.4%
	Student FTE to Contract Faculty Ratio	19.4	19.6	20.1	21.0	20.3	20.9	20.0
	Student FTE to Contract Admin/Pro Ratio	93.8	89.5	88.8	90.0	88.8	91.1	81.1
	Student FTE to Classified Employee Ratio	20.8	21.5	22.2	22.8	22.1	22.7	21.2
MSU (includes Gallatin College, FY11 - present)	Instructional Exp / FTE	\$5,994	\$6,111	\$6,214	\$5,815	\$5,710	\$5,983	\$6,322
	Percent of Total Exp	49.6%	48.5%	48.5%	47.5%	46.0%	46.4%	47.9%
	Student FTE to Contract Faculty Ratio	17.5	16.9	16.9	17.1	17.0	17.1	16.2
	Student FTE to Contract Admin/Pro Ratio	40.6	41.5	45.0	44.7	45.1	45.1	45.1
	Student FTE to Classified Employee Ratio	20.3	21.4	23.1	24.2	24.6	24.1	25.4

Actions Taken

- \$1 Million added to recruiting
 - Name Buys
 - Contacts with prospects
 - Financial Aid
- Integrated communications position and marketing
 - Web site renovation
 - Facebook
 - Consistent branding and messaging

Beyond Recruiting

- Do we have the right portfolio of programs?
- Are we financially attractive to students (net cost)?
- Do we have the attractive campus atmosphere that we need?