



Institution: The University of Montana (180489) (1)

User ID: 88g2911

Institutions      Surveys      Reports      Tools      Help      LogOut

Finance

Hide Menu

Finance - Public Institutions

Instructions ?

▼ Screening Questions

- ▶ Reporting method
- ▶ Form version
- ▶ General information

Reporting Standard

Please indicate which reporting standards are used to prepare your financial statements:

- GASB (Governmental Accounting Standard Board), using standards of GASB 34 & 35
- FASB (Financial Accounting Standard Board)

▶ Assets and Property

▶ Revenues

▶ Expenses

▶ Net Assets

▶ Scholarships

▶ GASB using FASB

▶ Endowment

▶ Census Data


▶ Debt and Assets

Please consult your business officer for the correct response before saving this screen. Your response to this question will determine the forms you will receive for reporting finance data.

Invalid data type  
  Fatal error  
  Confirm or explain  
  Edit explanation  
  Override by Admin

If one of the above icons appears next to a data field or fields above, click on it to view a description of the error.

Next



Institution: The University of Montana (180489) (1)

User ID: 88g2911

Institutions      Surveys      Reports      Tools      Help      LogOut

Finance

Hide Menu

Finance - Public Institutions

Screening Questions

- ▶ Reporting method
- ▶ Form version
- ▶ General information

Form Version

Finance - Public Institutions

The survey for GASB has been realigned to improve commonality and comparability of the finance data, however reporting in the new format is **OPTIONAL** for Fiscal Year 2007-08. Please indicate in which version you will report finance data:

▶ Assets and Property

GASB, using standards of GASB 34 & 35

▶ Revenues

Aligned GASB, using standards of GASB 34 & 35 (OPTIONAL in Fiscal Year 2007-08)

▶ Expenses

Please consult your business officer for the correct response before saving this screen. Your response to this question will determine the forms you will receive for reporting finance data.

▶ Net Assets

▶ Scholarships

▶ GASB using FASB

Invalid data type   Fatal error   Confirm or explain   Edit explanation   Override by Admin

▶ Endowment

If one of the above icons appears next to a data field or fields above, click on it to view a description of the error.

▶ Census Data

▶ Debt and Assets



Institution: The University of Montana (180489) (1)

User ID: 88g2911

- Institutions
- Surveys
- Reports
- Tools
- Help
- Logout

Finance

Hide Menu Finance - Public institutions Instructions [?](#)

▼ Screening Questions

- ▶ Reporting method
- ▶ Form version
- ▶ General information
- ▶ Assets and Property
- ▶ Revenues
- ▶ Expenses
- ▶ Net Assets
- ▶ Scholarships
- ▶ GASB using FASB
- ▶ Endowment
- ▶ Census Data
- ▶ Debt and Assets

General Information

Finance - Public Institutions (unaligned form)

To the extent possible, the finance data requested in this report should be provided from your institution's audited General Purpose Financial Statement (GPFS). Please refer to the instructions specific to each page of the survey for detailed instruction and references.

**1. Fiscal Year calendar**

This report covers financial activities for the 12-month fiscal year: (The fiscal year reported should be the most recent fiscal year ending before October 1, 2008.)

Beginning: month/year (MMYYYY)      Month:       Year:

And ending: month/year (MMYYYY)      Month:       Year:

**2. Audit Opinion**

Did your institution receive an unqualified opinion on its General Purpose Financial Statements from your auditor for the fiscal year noted above? (If your institution is audited only in combination with another entity, answer this question based on the audit of that entity.)

- Unqualified     
  Qualified     
  Don't know

**3. GASB Statement No. 34 offers three alternative reporting models for special-purpose governments like colleges and universities. Which model is used by your institution ?**

- Business Type Activities
- Governmental Activities
- Governmental Activities with Business-Type Activities

**4. If your institution participates in intercollegiate athletics, are the expenses accounted for as auxiliary enterprises or treated as student services?**

- Auxiliary enterprises
- Student services
- Does not participate in intercollegiate athletics
- Other (specify in box below)

**5. Does this institution or any of its foundations or other affiliated organizations own endowment assets ?**

- Yes - (report endowment assets)
- No

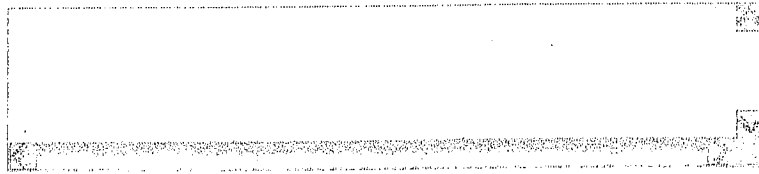
**6. Component Units**






Each discretely presented component unit should be reported in the same manner and amounts as included on the face of the institution's GPFS. There should be one Finance Survey component unit form (Part F or G) completed for each column on the face of the GPFS other than the institution itself, whether that column represents a single component unit or a combination of component units.

Number of component unit columns on GPFS using FASB standards


Number of component unit columns on GPFS using GASB standards

You may use the space below to provide context for the data you've reported above.



 Invalid data type    Fatal error    Confirm or explain    Edit explanation    Override by Admin

If one of the above icons appears next to a data field or fields above, click on it to view a description of the error.



Institution: The University of Montana (180489) (1)

User ID: 88g2911

Institutions      Surveys      Reports      Tools      Help      LogOut

Finance

Hide Menu      Part A - Statement of Net Assets      Instructions ?

Screening Questions

Assets and Property

Fiscal Year 2008

Assets

Report in whole dollars only

Plant, Property & Equip.

Revenues

Expenses

Net Assets

Scholarships

GASB using FASB

Endowment

Census Data

Debt and Assets

Line no.		Current year amount	Prior year amount
<u>Current Assets</u>			
01	Total <u>Current Assets</u>	59,637,212	91,434,455
<u>Noncurrent Assets</u>			
02	<u>Capital assets</u> - depreciable (gross)	442,354,829	408,367,386
03	<u>Accumulated depreciation</u> (enter as a positive amount)	208,797,606	197,854,232
31	<u>Capital assets</u> Net of depreciation	233,557,223	
04	Other noncurrent assets (CV) CV=[A05-(A02-A03)]	56,810,402	35,981,922
05	Total noncurrent assets	290,367,625	246,495,076
06	Total assets (CV) CV=(A01+A05)	350,004,837	337,929,531
<u>Current Liabilities</u>			
07	<u>Long-term debt, current portion</u>	5,151,779	5,469,492
08	Other <u>current liabilities</u> (CV) CV=(A09-A07)	40,863,543	36,886,479
09	Total current liabilities	46,015,322	42,355,971
<u>Noncurrent Liabilities</u>			
10	<u>Long-term debt</u>	118,170,888	122,830,465
11	Other noncurrent liabilities (CV) CV=(A12-A10)	31,446,102	25,445,116
12	Total noncurrent liabilities	149,616,990	148,275,581
13	Total liabilities (CV) CV=(A09+A12)	195,632,312	190,631,552
<u>Net Assets</u>			
14	<u>Invested in capital assets, net of related debt</u>	114,931,017	97,220,649
15	<u>Restricted-expendable</u>	4,789,277	4,404,389
16	<u>Restricted-nonexpendable</u>	18,533,161	20,261,367
17	<u>Unrestricted</u> (CV) CV=[A18-(A14+A15+A16)]	16,119,070	25,411,574
	Total Net assets (CV)		






18 CV=(A06-A13)

154,372,525

147,297,979

CV= Calculated Value

You may use the space below to provide context for the data you've reported above.

 Invalid data type  Fatal error  Confirm or explain  Edit explanation  Override by Admin

If one of the above icons appears next to a data field or fields above, click on it to view a description of the error.



Institution: The University of Montana (180489) (1)

User ID: 88g2911

Institutions Surveys Reports Tools Help LogOut

Finance

Hide Menu Part A - Plant, Property, and Equipment Instructions ?

Screening Questions

Fiscal Year 2008

Assets and Property

Report in whole dollars only

Assets

Plant, Property & Equip.

Revenues

Expenses

Net Assets

Scholarships

GASB using FASB

Endowment

Census Data

Debt and Assets

Line No.	Description	Beginning balance	Additions	Retirements (CV)	Ending balance
<b>Plant, Property, and Equipment</b>					
21	Land & land improvements	14,432,996	233,804	0	14,666,800
22	Infrastructure	0		0	
23	Buildings	150,871,044	33,816,029	52,000	184,635,073
24	Equipment	36,757,635	4,897,679	1,907,598	39,747,716
25	Art and library collections	62,008,354	1,619,425	120,035	63,507,744
26	Property obtained under capital leases (if not included in equipment)	0		0	
27	Construction in progress	43,213,643	29,276,484	35,202,723	37,287,404
28	Accumulated depreciation	197,854,232	13,006,368	2,062,994	208,797,606

CV = (Beginning Balance + Additions - Ending Balance)

You may use the space below to provide context for the data you've reported above.


.....

.....

Invalid data type Fatal error Confirm or explain Edit explanation Override by Admin

If one of the above icons appears next to a data field or fields above, click on it to view a description of the error.

Previous Next



Institution: The University of Montana (180489) (1)

User ID: 88g2911

Institutions      Surveys      Reports      Tools      Help      LogOut

Finance

Hide Menu      Part B - Revenues and Other Additions      Instructions ?

▶ Screening Questions

▶ Assets and Property

Fiscal Year 2008

▼ Revenues

Report in whole dollars only

▶ Part 1

▶ Part 2

▶ Part 3

▶ Expenses

▶ Net Assets

▶ Scholarships

▶ GASB using FASB

▶ Endowment


▶ Census Data

▶ Debt and Assets

Line No.	Source of Funds	Current year amount	Prior year amount
<u>Operating Revenues</u>			
01	Tuition & fees, after deducting discounts & allowances	85,359,066	82,339,623
<u>Grants and contracts - operating</u>			
02	Federal operating grants and contracts	41,325,264	52,105,763
03	State operating grants and contracts	7,936,919	7,355,134
04	Local/private operating grants and contracts	7,647,011	5,839,636
05	Sales & services of <u>auxiliary enterprises</u> , after deducting discounts & allowances	28,577,654	26,914,259
06	<u>Sales &amp; services of hospitals</u> , after deducting patient contractual allowances	0	0
07	<u>Independent operations</u>	0	0
08	Other sources - operating (CV) CV=[B09-(B01+ ....+B07)]	26,090,365	28,173,279
09	Total operating revenues	196,936,279	202,727,694

Invalid data type   
 Fatal error   
 Confirm or explain   
 Edit explanation   
 Override by Admin  
 If one of the above icons appears next to a data field or fields above, click on it to view a description of the error.





Institution: The University of Montana (180489) (1)

User ID: 88g2911

Institutions      Surveys      Reports      Tools      Help      LogOut

Finance

Hide Menu      Part B - Revenues and Other Additions      Instructions ?

▶ Screening Questions

▶ Assets and Property

Fiscal Year 2008

▼ Revenues

Report in whole dollars only

▶ Part 1

▶ Part 2

Line No. Source of funds

Current year amount    Prior year amount

▶ Part 3

Nonoperating Revenues

▶ Expenses

10

Federal appropriations

0

▶ Net Assets

11

State appropriations

48,206,994

41,533,783

▶ Scholarships

12

Local appropriations, education district taxes, & similar support

0

0

▶ Endowment

Grants-nonoperating

▶ Census Data

13

Federal nonoperating grants

10,748,503

0

▶ Debt and Assets

14

State nonoperating grants

0

0

15

Local nonoperating grants

0

0

16

Gifts, including contributions from affiliated organizations

11,094,742

13,204,215

17

Investment income

1,997,761

6,994,620

18

Other nonoperating revenues (CV)  
CV=[B19-(B10+...+B17)]

247,648

399,686

19

Total nonoperating revenues

72,295,648

62,132,304

⚠ Invalid data type    ⚠ Fatal error    ⚠ Confirm or explain    ⚠ Edit explanation    ⚠ Override by Admin  
If one of the above icons appears next to a data field or fields above, click on it to view a description of the error.

Previous    Next



Institution: The University of Montana (180489) (1)

User ID: 88g2911

Institutions Surveys Reports Tools Help LogOut

Finance

Hide Menu Part B - Revenues and Other Additions Instructions ?

- ▶ Screening Questions
- ▶ Assets and Property
- ▼ Revenues
  - ▶ Part 1
  - ▶ Part 2
  - ▶ Part 3
- ▶ Expenses
- ▶ Net Assets
- ▶ Scholarships
- ▶ GASB using FASB
- ▶ Endowment
- ▶ Census Data
- ▶ Debt and Assets

Fiscal Year 2008

Report in whole dollars only

Line No.	Resource of funds	Current year amount	Prior year amount
	Other Revenues and Additions		
20	Capital appropriations	0	0
21	Capital grants & gifts	8,453,394	1,892,177
22	Additions to permanent endowments	312,500	1,562,500
23	Other revenues & additions (CV) CV=[B24-(B20+...+B22)]	0	0
24	Total other revenues and additions	8,765,894	3,454,677
25	Total all revenues and other additions (CV) CV=(B09+B19+B24)	277,997,821	268,314,675


CV = Calculated Value

You may use the space below to provide context for the data you've reported above.

Invalid data type 
 Fatal error 
 Confirm or explain 
 Edit explanation 
 Override by Admin

If one of the above icons appears next to a data field or fields above, click on it to view a description of the error.

Previous Next



Institution: The University of Montana (180489) (1)

User ID: 88g2911

Institutions      Surveys      Reports      Tools      Help      LogOut

Finance

Hide Menu      Part C - Expenses and Other Deductions      Instructions ?

▶ Screening Questions

▶ Assets and Property

Fiscal Year 2008

▶ Revenues

Report in whole dollars only

▼ Expenses

▶ Part 1

▶ Part 2

▶ Net Assets

▶ Scholarships

▶ GASB using FASB


▶ Endowment

▶ Census Data

▶ Debt and Assets

Line No.	Description	1 Current year total	2 Salaries & wages	3 Employee fringe benefits	4 Depreciation	5 All other
	<b>Operating Expenses</b>					
01	Instruction	73,437,874	51,751,511	16,089,795		5,596,568
02	Research	39,664,627	20,858,669	6,077,372		12,728,586
03	Public service	11,934,204	6,450,797	2,059,108		3,424,299
05	Academic support	22,921,981	10,665,955	6,267,922		5,988,104
06	Student services	17,674,864	8,145,697	2,994,458		6,534,709
07	Institutional support	20,673,382	10,746,498	4,343,265		5,583,619
08	Operation & maintenance of plant	19,942,213	6,519,400	3,133,519		10,289,294
09	Depreciation	13,125,344			13,125,344	0
10	Scholarships and fellowships expenses, excluding discounts & allowances (do not include work study here)	13,702,987				13,702,987
11	Auxiliary enterprises	31,246,655	14,432,849	5,303,850		11,509,956
12	Hospital services					0
13	Independent operations					0
14	Other expenses & deductions (CV) CV=[C15-(C01+...+C13)]		0	0	0	0
15	Total operating expenses	264,324,131	129,571,376	46,269,289	13,125,344	75,358,122
	Prior year amount	245,241,710	123,292,659	37,681,804	13,141,496	71,125,751

Invalid data type   
 Fatal error   
 Confirm or explain   
 Edit explanation   
 Override by Admin  
 If one of the above icons appears next to a data field or fields above, click on it to view a description of the error.



Institution: The University of Montana (180489) (1)

User ID: 88g2911

Institutions      Surveys      Reports      Tools      Help      LogOut

Finance							
<a href="#">Hide Menu</a>	Part C - Expenses and Other Deductions					<a href="#">Instructions ?</a>	
Fiscal Year 2008							
Report in whole dollars only							
<ul style="list-style-type: none"> <li>▶ Screening Questions</li> <li>▶ Assets and Property</li> <li>▶ Revenues</li> <li>▼ Expenses                             <ul style="list-style-type: none"> <li>▶ Part 1</li> <li>▶ Part 2</li> </ul> </li> <li>▶ Net Assets</li> <li>▶ Scholarships</li> <li>▶ GASB using FASB</li> <li>▶ Endowment</li> <li>▶ Census Data</li> <li>▶ Debt and Assets</li> </ul>	Line No.	Description	1 Current year total	2 Salaries & wages	3 Employee fringe benefits	4 Depreciation	5 All other
		Nonoperating Expenses and Deductions					
	16	Interest	6,415,054				6,415,054
	17	Other nonoperating expenses & deductions (CV) CV=(C18-C16)	0	0		0	0
	18	Total nonoperating expenses & deductions (CV) CV=(C19-C15)	6,415,054	0		0	6,415,054
	19	Total expenses & deductions	270,739,185	129,571,376	46,269,289	13,125,344	81,773,176
		Prior year amount	251,420,078	123,292,659	37,681,804	13,141,496	77,304,119
CV = Calculated Value							
You may use the space below to provide context for the data you've reported above.							
<div style="display: flex; justify-content: space-between; align-items: center;"> <span>⚠ Invalid data type</span> <span>⊗ Fatal error</span> <span>⬅ Confirm or explain</span> <span>➡ Edit explanation</span> <span>⚙ Override by Admin</span> </div> <p style="font-size: small;">If one of the above icons appears next to a data field or fields above, click on it to view a description of the error.</p> <div style="display: flex; justify-content: center; gap: 20px;"> <span>Previous</span> <span>Next</span> </div>							



Institution: The University of Montana (180489) (1)

User ID: 88g2911

Institutions      Surveys      Reports      Tools      Help      LogOut

Finance

Hide Menu      Part D - Summary of Changes In Net Assets      Instructions ?

▶ Screening Questions

▶ Assets and Property

Fiscal Year 2008

▶ Revenues

▶ Expenses

▼ Net Assets

▶ Net Assets

▶ Scholarships

▶ GASB using FASB

▶ Endowment

▶ Census Data

▶ Debt and Assets

Line No.	Description	Current year amount	Prior year amount
01	Total revenues & other additions (from B25)	277,997,821	268,314,675
02	Total expenses & deductions (from C19)	270,739,185	251,420,078
03	Change in net assets during year (CV) CV=(D01-D02)	7,258,636	16,894,597
04	Net assets beginning of year	147,297,979	130,434,393
05	Adjustments to beginning net assets (CV) CV=[D06-(D03+D04)]	-184,090	-31,011
06	Net assets end of year (from A18)	154,372,525	147,297,979

CV = Calculated Value


You may use the space below to provide context for the data you've reported above.

\_\_\_\_\_

\_\_\_\_\_

Invalid data type   
  Fatal error   
  Confirm or explain   
  Edit explanation   
  Override by Admin  
 If one of the above icons appears next to a data field or fields above, click on it to view a description of the error.

Previous      Next



Institution: The University of Montana (180489) (1)

User ID: 88g2911

Institutions      Surveys      Reports      Tools      Help      LogOut

Finance

Hide Menu      Part E - Scholarships and Fellowships      Instructions ?

- ▶ Screening Questions
- ▶ Assets and Property
- ▶ Revenues
- ▶ Expenses
- ▶ Net Assets
- ▼ Scholarships

Part E - Scholarships and Fellowships  
Fiscal Year 2008

Report in whole dollars only

	Line No.	Source	Current year amount	Prior year amount
		Institutional Expenses and Discounts & Allowances		
		Gross Scholarships and Fellowships (no loans included)		
▶ Endowment	01	Pell grants (federal)	10,748,503	9,198,540
▶ Census Data	02	Other federal grants	3,706,241	3,821,445
▶ Debt and Assets	03	Grants by state government	1,175,510	741,800
	04	Grants by local government	0	0
	05	Institutional grants from restricted resources	7,410,571	6,822,527
	06	Institutional grants from unrestricted resources (CV) CV=[E07-(E01+...+E05)]	7,321,212	7,036,513
	07	Total gross scholarships and fellowships	30,362,037	27,620,825
		<u>Discounts and Allowances</u>		
	08	Discounts & allowances applied to tuition & fees	14,449,322	13,154,006
	09	Discounts & allowances applied to sales & services of auxiliary enterprises (CV) CV= (E10-E08)	2,209,728	2,196,136
	10	Total Discounts & Allowances (CV) CV=(E07-E11)	16,659,050	15,350,142
	11	Net scholarships and fellowships expenses after deducting discount & allowances (from C10)	13,702,987	12,270,683

CV = Calculated Value

You may use the space below to provide context for the data you've reported above.

Invalid data type   
  Fatal error   
  Confirm or explain   
  Edit explanation   
  Override by Admin  
 If one of the above icons appears next to a data field or fields above, click on it to view a description of the error.



Institution: The University of Montana (180489) (1)

User ID: 88g2911

Institutions Surveys Reports Tools Help LogOut

Finance

Hide Menu

Part F - Component Unit That Uses FASB Standards

Instructions ?

- ▶ Screening Questions
- ▶ Assets and Property
- ▶ Revenues
- ▶ Expenses
- ▶ Net Assets
- ▶ Scholarships
- ▼ GASB using FASB
  - ▶ Form 1 Part 1
  - ▶ Form 1 Part 2
  - ▶ Form 2 Part 1
  - ▶ Form 2 Part 2
- ▶ Endowment
- ▶ Census Data
- ▶ Debt and Assets

Part F - GASB Component Unit that uses FASB Standards  
Fiscal Year 2008

Names of entities included:

UM Foundation

Primary nature (purpose) of unit(s)

Fund raising to enhance educa

Report in whole dollars only

Line No.

Current year amount

Statement of Financial Position

01	Long-term investments	143,296,352
02	Other assets (CV) CV=(F03-F01)	43,163,928
03	Total Assets	186,460,280
04	Total liabilities (CV) CV=(F03-F08)	25,949,629
<u>Net Assets</u>		
05	Temporarily restricted	70,593,269
06	Permanently restricted	83,355,425
07	Unrestricted (CV) CV=[F08-(F05+F06)]	6,561,957
08	Total net assets	160,510,651

Invalid data type 
 Fatal error 
 Confirm or explain 
 Edit explanation 
 Override by Admin

If one of the above icons appears next to a data field or fields above, click on it to view a description of the error.

Previous Next



Institution: The University of Montana (180489) (1)

User ID: 88g2911

Institutions Surveys Reports Tools Help LogOut

Finance

Hide Menu Part F - Component Unit That Uses FASB Standards Instructions ?

- ▶ Screening Questions
- ▶ Assets and Property
- ▶ Revenues
- ▶ Expenses
- ▶ Net Assets
- ▶ Scholarships
- ▼ GASB using FASB
  - ▶ Form 1 Part 1
  - ▶ Form 1 Part 2
  - ▶ Form 2 Part 1
  - ▶ Form 2 Part 2
- ▶ Endowment
- ▶ Census Data
- ▶ Debt and Assets

Part F - GASB Component Unit that uses FASB Standards  
Fiscal Year 2008

Report in whole dollars only

Line No.		Current year amount
<b>Statement of Activities</b>		
09	<u>Investment return</u>	-6,643,219
10	Other <u>revenues, gains, &amp; other support (CV)</u> CV=(F11-F09)	38,425,610
11	Total revenues, gains, & other support	31,782,391
12	Total <u>expenses</u>	17,052,393
12a	Expenses paid to institution (included in F12)	8,567,469
13	Total <u>losses (CV)</u> CV=(F14-F12)	6,643,219
14	Total expenses and losses (CV) CV=(F11-F15)	23,695,612
15	Change in net assets	8,086,779
16	Net assets -- beginning of year	152,423,872
17	Adjustments to beginning net assets (CV) CV=[F18-(F15+F16)]	0
18	Net assets -- end of year (from F08)	160,510,651

CV = Calculated value


You may use the space below to provide context for the data you've reported above.

Invalid data type 
 Fatal error 
 Confirm or explain 
 Edit explanation 
 Override by Admin

If one of the above icons appears next to a data field or fields above, click on it to view a description of the error.

Previous Next





Institution: The University of Montana (180489) (1)

User ID: 88g2911

Institutions Surveys Reports Tools Help LogOut

Finance

Hide Menu

Part F - Component Unit That Uses FASB Standards

Instructions ?

- ▶ Screening Questions
- ▶ Assets and Property
- ▶ Revenues
- ▶ Expenses
- ▶ Net Assets
- ▶ Scholarships
- ▼ GASB using FASB
  - ▶ Form 1 Part 1
  - ▶ Form 1 Part 2
  - ▶ Form 2 Part 1
  - ▶ Form 2 Part 2
- ▶ Endowment
- ▶ Census Data
- ▶ Debt and Assets

Part F - GASB Component Unit that uses FASB Standards  
Fiscal Year 2008

Names of entities included:

Mt Grizzly Scholarship Associa

Primary nature (purpose) of unit(s)

Fundraising to enhance educat

Report in whole dollars only

Line No.

Current year amount

Statement of Financial Position

01	Long-term investments	843,853
02	Other assets (CV) CV=(F03-F01)	1,648,542
03	Total Assets	2,492,395
04	Total liabilities (CV) CV=(F03-F08)	355,418
Net Assets		
05	Temporarily restricted	1,073,082
06	Permanently restricted	0
07	Unrestricted (CV) CV=[F08-(F05+F06)]	1,063,895
08	Total net assets	2,136,977

Invalid data type 
 Fatal error 
 Confirm or explain 
 Edit explanation 
 Override by Admin  
 If one of the above icons appears next to a data field or fields above, click on it to view a description of the error.

Previous Next



Institution: The University of Montana (180489) (1)

User ID: 88g2911

Institutions      Surveys      Reports      Tools      Help      LogOut

Finance

Hide Menu      Part F - Component Unit That Uses FASB Standards      Instructions ?

- ▶ Screening Questions
- ▶ Assets and Property
- ▶ Revenues
- ▶ Expenses
- ▶ Net Assets
- ▶ Scholarships
- ▼ GASB using FASB
  - ▶ Form 1 Part 1
  - ▶ Form 1 Part 2
  - ▶ Form 2 Part 1
  - ▶ Form 2 Part 2
- ▶ Endowment
- ▶ Census Data
- ▶ Debt and Assets

Part F - GASB Component Unit that uses FASB Standards  
Fiscal Year 2008


Report in whole dollars only

Line No.		Current year amount
<b>Statement of Activities</b>		
09	Investment return	-38,236
10	Other revenues, gains, & other support (CV) CV=(F11-F09)	2,075,156
11	Total revenues, gains, & other support	2,036,920
12	Total expenses	1,726,319
	12a Expenses paid to institution (included in F12)	1,257,065
13	Total losses (CV) CV=(F14-F12)	38,236
14	Total expenses and losses (CV) CV=(F11-F15)	1,764,555
15	Change in net assets	272,365
16	Net assets – beginning of year	1,864,612
17	Adjustments to beginning net assets (CV) CV=[F18-(F15+F16)]	0
18	Net assets – end of year (from F08)	2,136,977

CV = Calculated value

You may use the space below to provide context for the data you've reported above.

Invalid data type   
  Fatal error   
  Confirm or explain   
  Edit explanation   
  Override by Admin  
 If one of the above icons appears next to a data field or fields above, click on it to view a description of the error.



Institution: The University of Montana (180489) (1)

User ID: 88g2911

[Institutions](#)   [Surveys](#)   [Reports](#)   [Tools](#)   [Help](#)   [LogOut](#)

**Finance**

---

[Hide Menu](#)   **Part H - Details of Endowment Assets**   [Instructions ?](#)

▶ Screening Questions

▶ Assets and Property

**Fiscal Year 2008**  
Report in whole dollars only

▶ Revenues	Line No.	Value of <u>Endowment Assets</u>	<u>Market Value</u>	Prior Year Amounts
▶ Expenses				
▶ Net Assets		Include not only endowment assets held by the institution, but any assets held by private foundations affiliated with the institution.		
▶ Scholarships				
▶ GASB using FASB	01	Value of <u>endowment assets</u> at the beginning of the fiscal year	126,346,980	108,198,123
▼ Endowment	02	Value of <u>endowment assets</u> at the end of the fiscal year	122,645,583	126,346,980
▶ Endowment data				

▶ Census Data   Invalid data type   Fatal error   Confirm or explain   Edit explanation   Override by Admin

▶ Debt and Assets

If one of the above icons appears next to a data field or fields above, click on it to view a description of the error.

[Previous](#)   [Next](#)



Institution: The University of Montana (180489) (1)

User ID: 88g2911

Institutions      Surveys      Reports      Tools      Help      LogOut

Finance






Hide Menu      Part J - Revenue Data for Bureau of Census      Instructions ?

- ▶ Screening Questions
- ▶ Assets and Property
- ▶ Revenues
- ▶ Expenses
- ▶ Net Assets
- ▶ Scholarships
- ▶ GASB using FASB
- ▶ Endowment

Part J - Revenues (Census Bureau)  
Fiscal Year 2008

	Source and type	Total for all funds and operations (includes endowment funds, but excludes component units)	Education and general/independent operations	Auxiliary enterprises	Hospitals	Agriculture extension/experiment services
		(1)	(2)	(3)	(4)	(5)
▶ Revenues	01 Tuition and fees	99,808,388	99,808,388			
▶ Expenditures	02 Sales and services	43,373,750	12,586,368	30,787,382	0	0
▶ Debt and Assets	03 Federal grants/contracts (excludes Pell Grants)	41,325,264	41,325,264	0	0	0
	Revenue from the state government:					
	04 State appropriations, current & capital	48,206,994	47,071,086	0	0	1,135,908
	05 State grants and contracts	7,936,919	7,936,919	0	0	0
	Revenue from local governments:					
	06 Local appropriation, current & capital	0	0	0	0	0
	07 Local government grants/contracts	0	0	0	0	0
	08 Receipts from property and non-property taxes	0				
	09 Gifts and private grants, including capital grants	19,548,137				
	10 Interest earnings	1,997,761				
	11 Dividend earnings	0				
	12 Realized capital gains	0				


You may use the space below to provide context for the data you've reported above.

 Invalid data type    Fatal error    Confirm or explain    Edit explanation    Override by Admin

If one of the above icons appears next to a data field or fields above, click on it to view a description of the error.

Previous

Next



Institution: The University of Montana (180489) (1)

User ID: 88g2911

Institutions      Surveys      Reports      Tools      Help      LogOut

Finance


Hide Menu      Part K - Expenditure Data for Bureau of Census      Instructions ?

		Part K - Expenditures Fiscal Year 2008				
		Amount				
	Category	Total for all funds and operations (includes endowment funds, but excludes component units)	Education and general/independent operations	Auxiliary enterprises	Hospitals	Agriculture extension/experiment services
		(1)	(2)	(3)	(4)	(5)
▸ Revenues	01 Salaries and wages	129,571,376	114,388,900	14,432,849		749,627
▸ Expenditures	02 Employee benefits, total	46,269,289	40,750,535	5,303,850		214,904
▸ Debt and Assets	03 Payment to state retirement funds (maybe included in line 02 above)	9,593,887	8,412,880	1,133,997		47,010
	04 Current expenditures other than salaries	61,655,135	50,005,754	11,509,956		139,425
	Capital outlay:					
	05 Construction	29,276,484	29,276,484	0	0	0
	06 Equipment purchases	4,898,466	4,898,466	0	0	0
	07 Land purchases	100,000	100,000	0	0	0
	08 Interest on debt outstanding, all funds & activities	6,066,150				
	09 Scholarships/fellowships	30,362,037	30,362,037			

You may use the space below to provide context for the data you've reported above.

Invalid data type   
 Fatal error   
 Confirm or explain   
 Edit explanation   
 Override by Admin

If one of the above icons appears next to a data field or fields above, click on it to view a description of the error.



Institution: The University of Montana (180489) (1)

User ID: 88g2911

Institutions      Surveys      Reports      Tools      Help      LogOut

Finance

Hide Menu      Part L - Debt and Assets, page 1      Instructions ?

- ▶ Screening Questions
- ▶ Assets and Property
- ▶ Revenues
- ▶ Expenses
- ▶ Net Assets
- ▶ Scholarships
- ▶ GASB using FASB
- ▶ Endowment
- ▶ Census Data
- ▼ Debt and Assets
  - ▶ Debt
  - ▶ Assets

Part L - Debt and Assets  
Fiscal Year 2008

Debt


Category

Amount

01	Long-term debt outstanding at beginning of fiscal year	130,911,107
02	Long-term debt issued during fiscal year	232,589
03	Long-term debt retired during fiscal year	5,316,590
04	Long-term debt outstanding at end of fiscal year	125,827,106
05	Short-term debt outstanding at beginning of fiscal year	
06	Short-term debt outstanding at end of fiscal year	

You may use the space below to provide context for the data you've reported above.

Invalid data type   
 Fatal error   
 Confirm or explain   
 Edit explanation   
 Override by Admin  
 If one of the above icons appears next to a data field or fields above, click on it to view a description of the error.



Institution: The University of Montana (180489) (1)

User ID: 88g2911

[Institutions](#)   [Surveys](#)   [Reports](#)   [Tools](#)   [Help](#)   [LogOut](#)

Finance

[Hide Menu](#)   [Part L - Debt and Assets, page 2](#)   [Instructions ?](#)

- ▶ Screening Questions
- ▶ Assets and Property
- ▶ Revenues
- ▶ Expenses
- ▶ Net Assets
- ▶ Scholarships
- ▶ GASB using FASB
- ▶ Endowment
- ▶ Census Data
- ▼ Debt and Assets
  - ▶ Debt
  - ▶ Assets

Part L - Debt and Assets (page 2)  
Fiscal Year 2008

Assets	Category	Amount
	07 Total cash and security assets held at end of fiscal year in sinking or debt service funds	2,018,967
	08 Total cash and security assets held at end of fiscal year in bond funds	10,277,129
	09 Total cash and security assets held at end of fiscal year in all other funds	74,091,363

You may use the space below to provide context for the data you've reported above.

Invalid data type  
 Fatal error  
 Confirm or explain  
 Edit explanation  
 Override by Admin  
 If one of the above icons appears next to a data field or fields above, click on it to view a description of the error.

[Previous](#)   [Proceed](#)