






TIP SHEET: CHECKING GRADES IN BLACKBOARD

UMOnline




*You can view your grades
in Blackboard in one of the
following two ways:*

1. From your “My UMOline” page, you can view your grades for each course by clicking on the “**View Grades**” link within the Tools module (see below). Then click on the course for which you want to view grades.

-  Announcements
-  Calendar
-  Tasks
-  **View Grades**
-  Send E-mail

--OR--

2. From within a selected course, you can select “**Course Tools**” from the course menu:

-  Communication
-  **Course Tools**
-  Course Map

Then click on “**My Grades**”:

-  **My Grades**

**Your Grades page includes the following
information:**

- The user’s average Assessment grade
- The total number of points the user has accumulated
- Details about each assessment
- Information about the class average on each assessment
- Grade weighting