

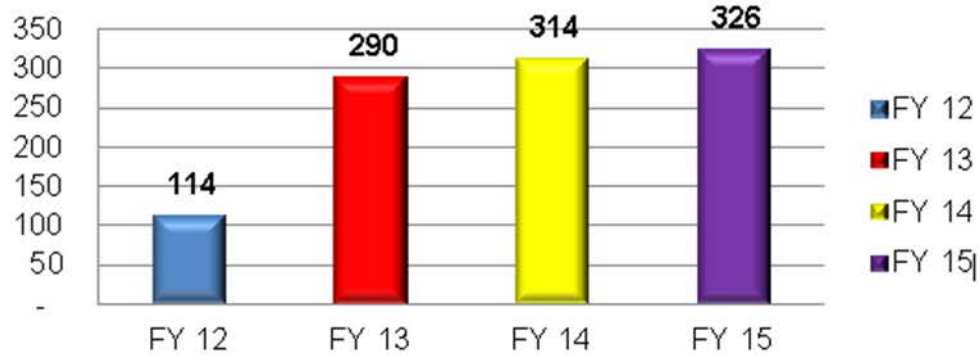
# GrizMart Updates

Bob Hlynosky

Business Services University of Montana

# User Status

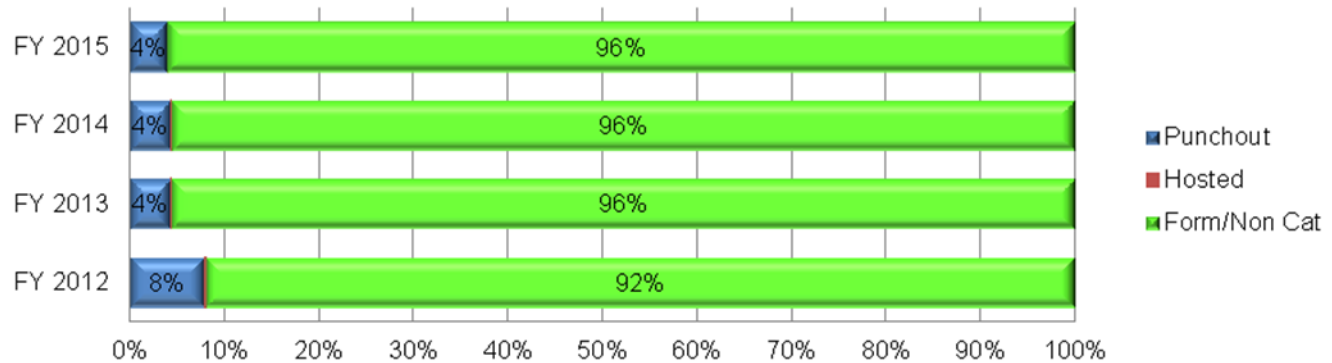
## Avg # Users per Month



**Total # of Active  
Users: 704**

# GrizMart Spend

## % of PO Dollars by Type



Type	FY 2012	FY 2013	FY 2014	FY 2015
Punchout	\$823,195	\$1,877,391	\$2,122,467	\$484,423
Hosted	\$4,348	\$2,329	\$1,582	\$746
Form/Non Cat	\$9,557,794	\$41,683,348	\$46,712,934	\$11,841,571
<b>Total</b>	<b>\$10,385,336</b>	<b>\$43,563,068</b>	<b>\$48,836,983</b>	<b>\$12,326,740</b>

# GrizMart Spend Continued

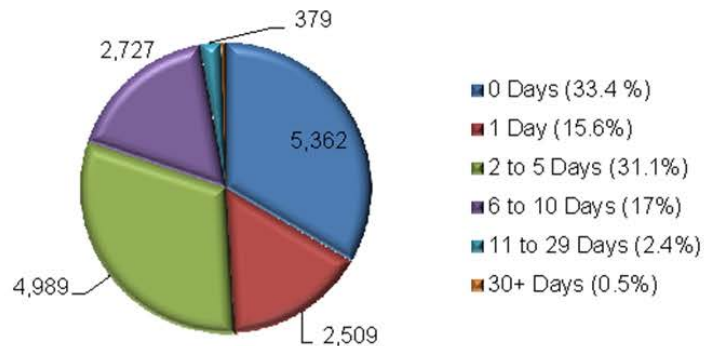
Supplier Name	Spend Total	No. of Line Items
NorthWestern Energy LLC	\$ 3,913,614	593
Rehab Essentials	\$ 1,502,085	2
Shell Energy North American US LP	\$ 1,306,840	24
RuffaloCODY LLC	\$ 1,288,303	11
UM Foundation	\$ 1,231,981	24
Elsevier Science	\$ 1,148,763	4
The Root Group Inc	\$ 1,147,597	1
Corporate Technology Group	\$ 991,615	21
Mountain Water Company	\$ 813,372	226
Dell Marketing Corporation	\$ 708,963	317
EBSCO Industries Inc	\$ 667,095	46
University Corp for Adv Internet Dev	\$ 574,563	9
Partnership Health Center, Inc	\$ 557,980	2
Tremper Distributing	\$ 553,767	16
Shorts Travel Management	\$ 499,375	13
Fisher Scientific Company LLC	\$ 489,463	2,109
Cardinal Health	\$ 486,906	737
ProQuest CSA LLC	\$ 485,492	23
Lyrasis	\$ 443,606	17
ACCESS Consulting PC	\$ 441,494	9
ElDorado National California Inc	\$ 378,554	3
Bruker Axs Inc	\$ 376,403	1
University of Utah	\$ 367,854	11
Ellucian Company LP	\$ 366,874	3
YBP Library Services	\$ 362,968	170

Supplier Name	No. of Line Items	Spend Total
Fisher Scientific Company LLC	2,109	\$ 489,463
Staples	2,090	\$ 94,310
VWR Funding Inc	1,046	\$ 137,895
Missoula's Office City	920	\$ 94,899
Cardinal Health	737	\$ 486,906
NorthWestern Energy LLC	593	\$ 3,913,614
Redstone Leasing	511	\$ 82,760
Xerox Corporation	350	\$ 247,647
W W Grainger Inc	335	\$ 56,855
Dell Marketing Corporation	317	\$ 708,963
CDW Government Inc	257	\$ 304,001
Mountain Water Company	226	\$ 813,372
Food Services Of America	226	\$ 132,911
Culligan Water Conditioning-Missoula	216	\$ 8,444
Missoula Textile Service	210	\$ 9,205
Federal Express Corporation	206	\$ 37,725
Anda, Inc	198	\$ 87,393
GovConnection	175	\$ 150,703
Office Solutions and Services	172	\$ 85,543
YBP Library Services	170	\$ 362,968
Complete Book and Media Supply Inc	148	\$ 7,244
Verizon Wireless	139	\$ 66,955
Sigma Aldrich Inc	130	\$ 17,724
Beach Transportation Company	111	\$ 156,302
Carolina Biological Supply Company	102	\$ 2,873

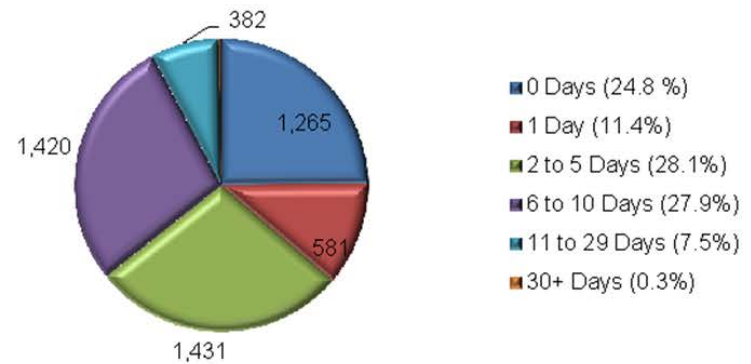
# GrizMart Cycle Times

PR Cycle Time – Time from shopping cart submission to PR completion

2014 Fiscal Year



2015 Fiscal Year to Date



# So what have we done lately?

- Added Apple as an online catalog



- Finalizing “Big Deal Toner” with HP and Office City
  - 15% average savings on HP toner
- Working with the State of Montana on their purchase of the SciQuest system
  - Look to leverage contract management with their purchase
- Enabled IT to find and review all software and hardware for accessibility compliance (Agreement with D.O.E.)