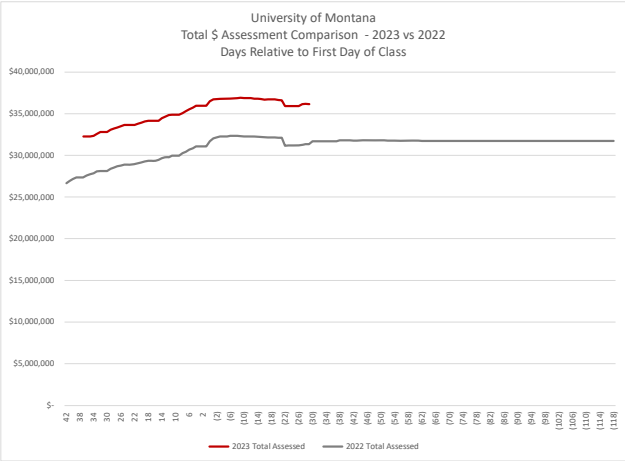
University of Montana
Total $ Assessment Comparison - 2023 vs 2022
Days Relative to First Day of Class
$40,000,000
$35,000,000
$30,000,000
$25,000,000
$20,000,000
$15,000,000
$10,000,000
$5,000,000
$-
2023 Total Assessed
2022 Total Assessed

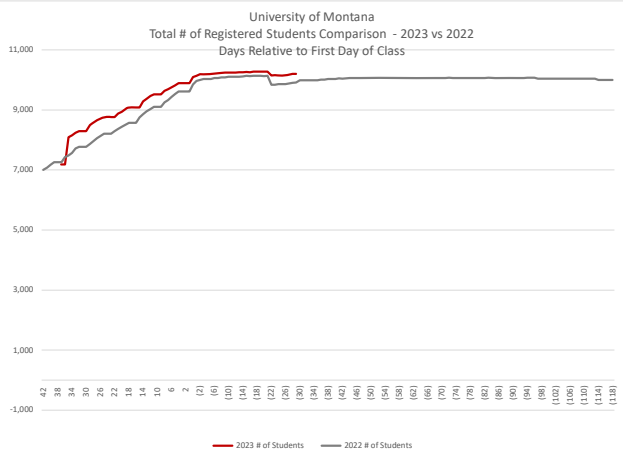
University of Montana
Total # of Registered Students Comparison - 2023 vs 2022
Days Relative to First Day of Class
11,000
9,000
7,000
5,000
3,000
1,000
-1,000
2023 # of Students
2022 # of Students

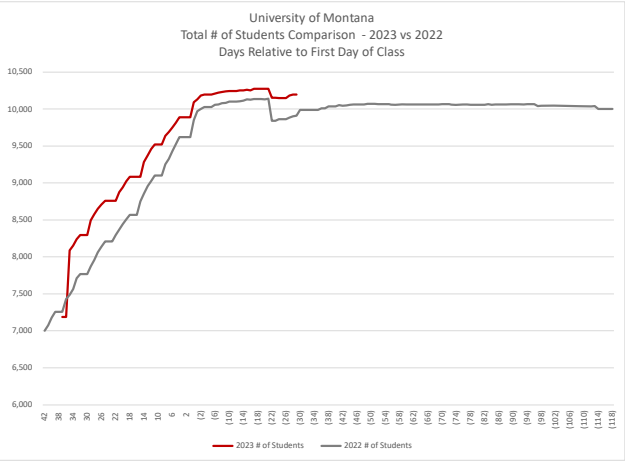
University of Montana
Total # of Students Comparison - 2023 vs 2022
Days Relative to First Day of Class
10,500
10,000
9,500
9,000
8,500
8,000
7,500
7,000
6,500
6,000
2023 # of Students
2022 # of Students

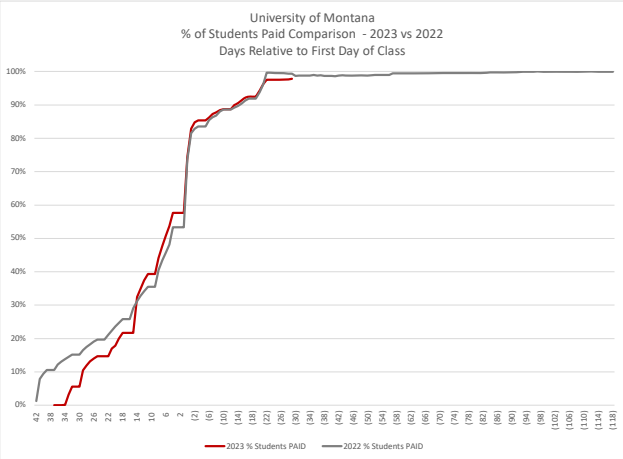
University of Montana
% of Students Paid Comparison - 2023 vs 2022
Days Relative to First Day of Class
2023 % Students PAID
2022 % Students PAID

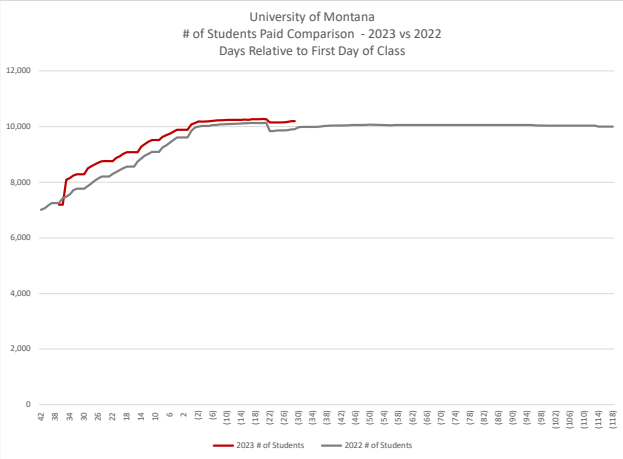
University of Montana
# of Students Paid Comparison - 2023 vs 2022
Days Relative to First Day of Class
2023 # of Students
2022 # of Students

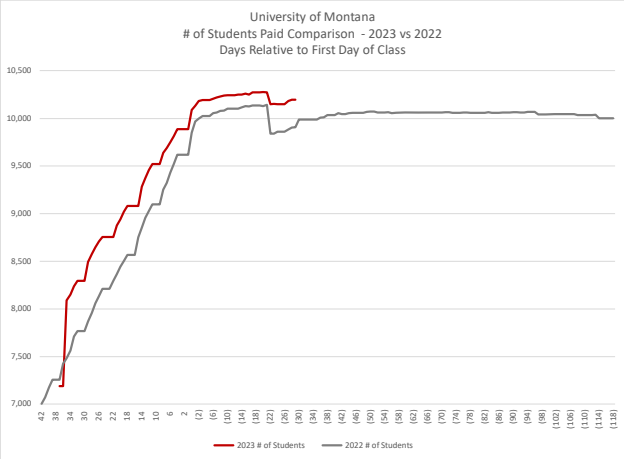
University of Montana
# of Students Paid Comparison - 2023 vs 2022
Days Relative to First Day of Class
2023 # of Students
2022 # of Students

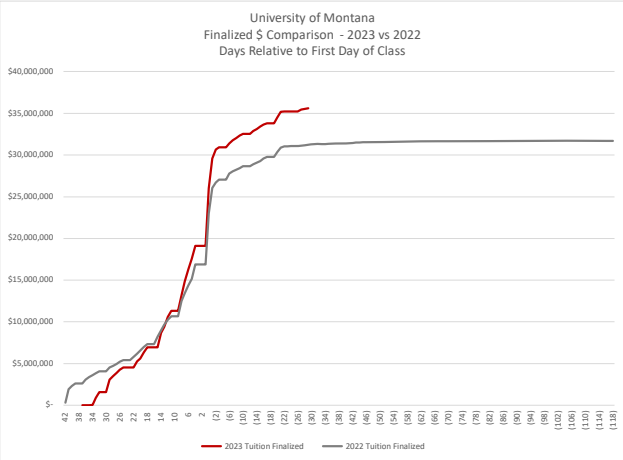
University of Montana
Finalized $ Comparison - 2023 vs 2022
Days Relative to First Day of Class
2023 Tuition Finalized
2022 Tuition Finalized

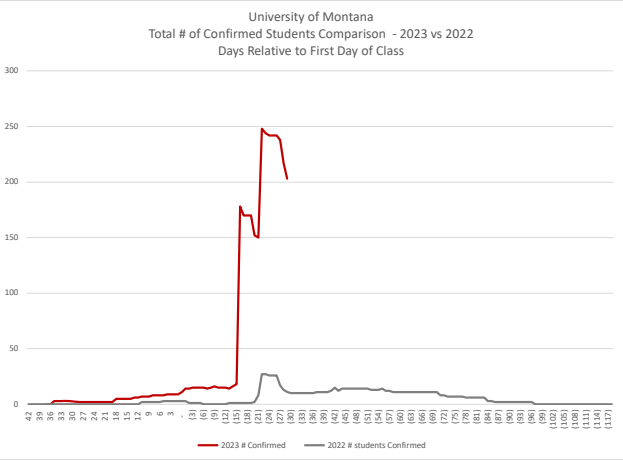
University of Montana
Total # of Confirmed Students Comparison - 2023 vs 2022
Days Relative to First Day of Class
2023 # Confirmed
2022 # students Confirmed

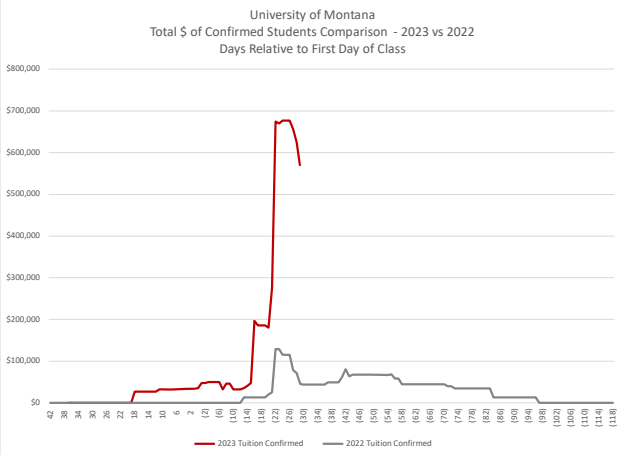
University of Montana
Total $ of Confirmed Students Comparison - 2023 vs 2022
Days Relative to First Day of Class
2023 Tuition Confirmed
2022 Tuition Confirmed

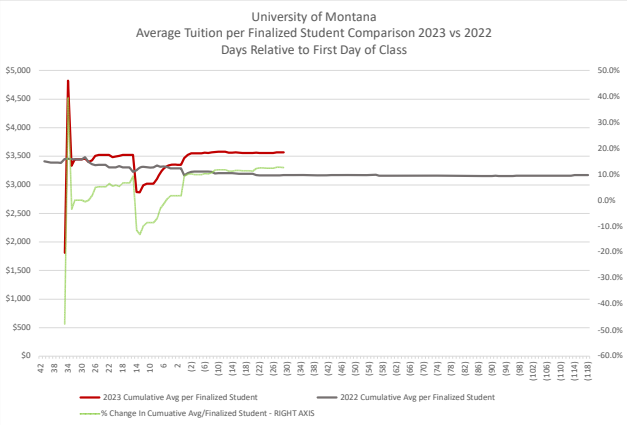
University of Montana
Average Tuition per Finalized Student Comparison 2023 vs 2022
Days Relative to First Day of Class
2023 Cumulative Avg per Finalized Student
2022 Cumulative Avg per Finalized Student
% Change In Cumuative Avg/Finalized Student - RIGHT AXIS

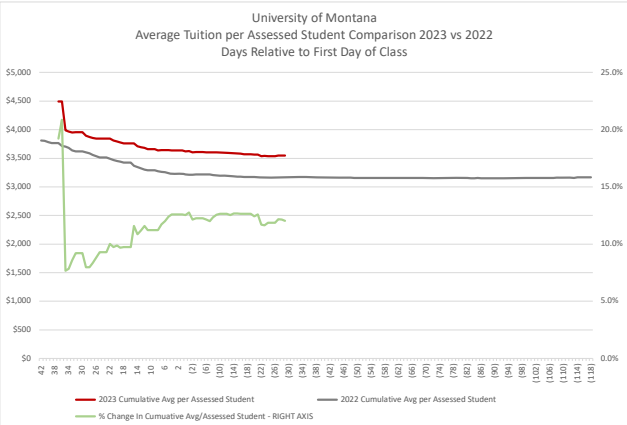
University of Montana
Average Tuition per Assessed Student Comparison 2023 vs 2022
Days Relative to First Day of Class
2023 Cumulative Avg per Assessed Student
2022 Cumulative Avg per Assessed Student
% Change In Cumuative Avg/Assessed Student - RIGHT AXIS

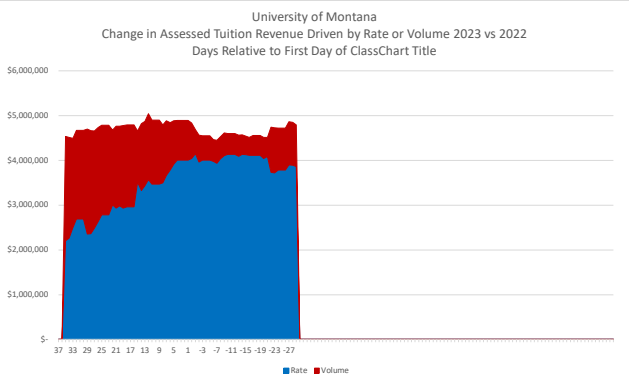
University of Montana
Change in Assessed Tuition Revenue Driven by Rate or Volume 2023 vs 2022
Days Relative to First Day of ClassChart Title
Rate
Volume

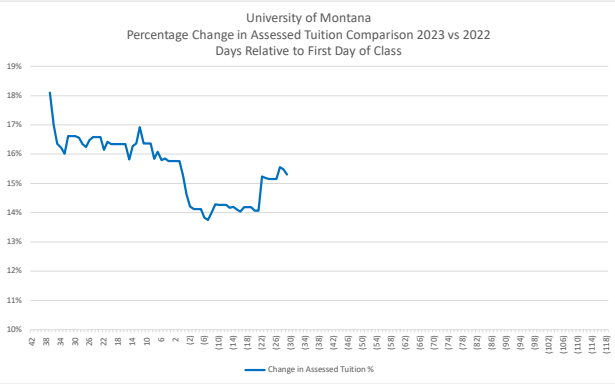
University of Montana
Percentage Change in Assessed Tuition Comparison 2023 vs 2022
Days Relative to First Day of Class
Change in Assessed Tuition %

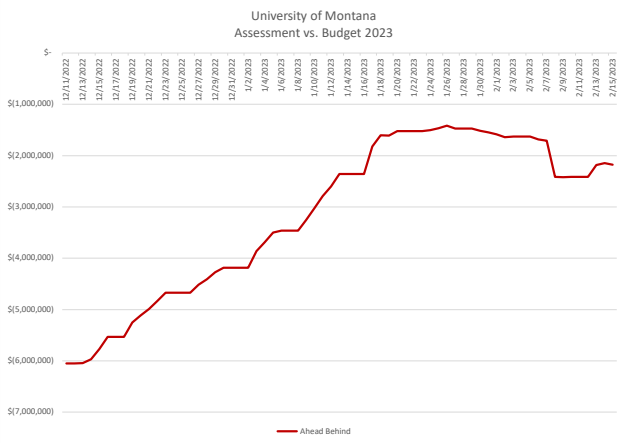
University of Montana
Assessment vs. Budget 2023
Ahead Behind

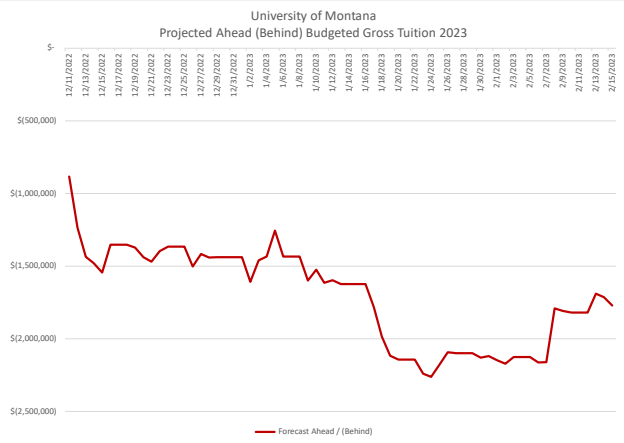
University of Montana
Projected Ahead (Behind) Budgeted Gross Tuition 2023
Forecast Ahead / (Behind)
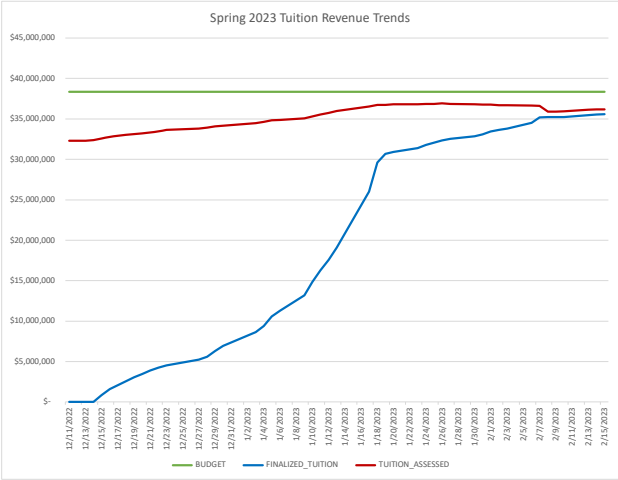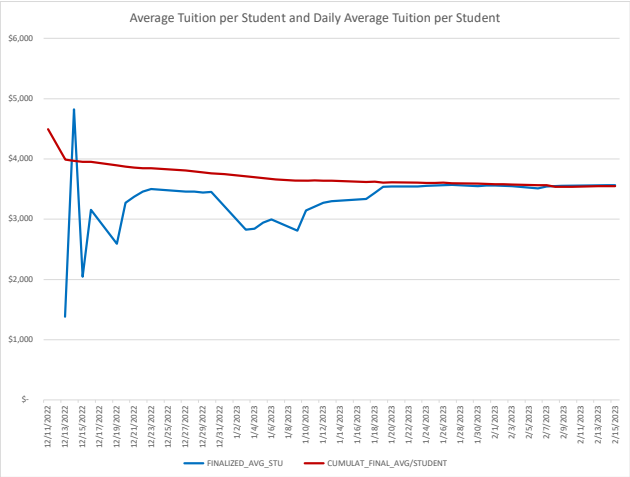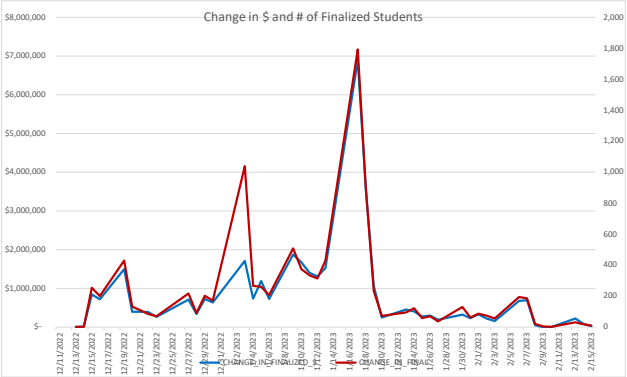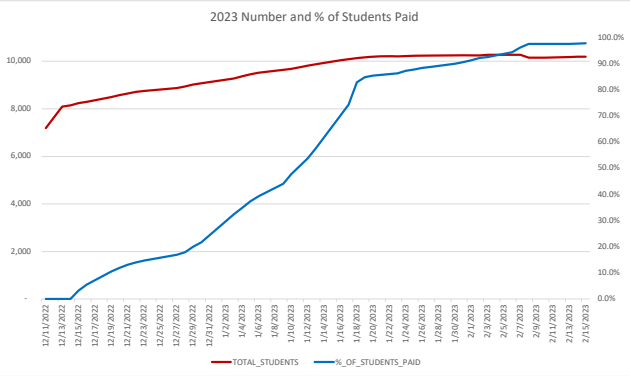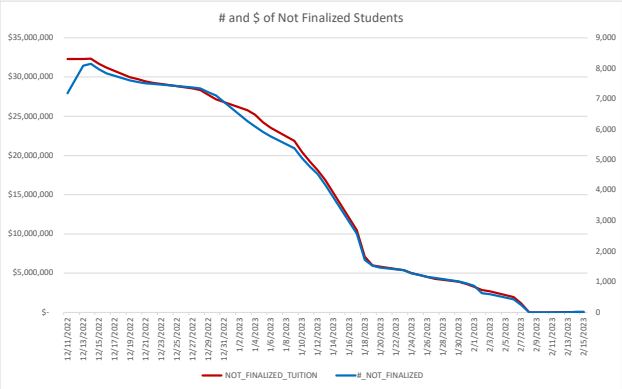
2023-02-15 Spring 2023 Tuition Numbers