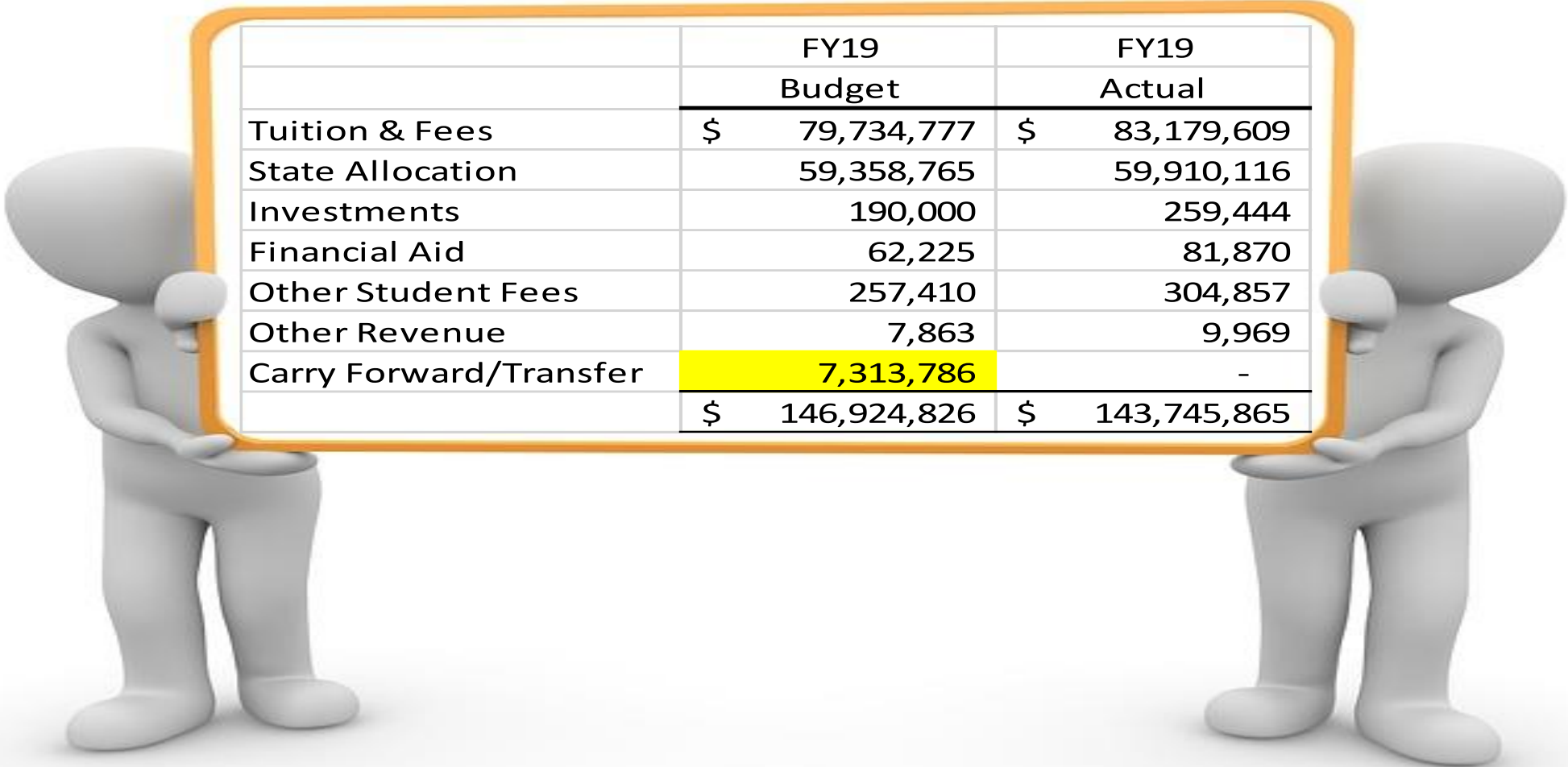




Fiscal Year 2019 Actual Results  
*and*  
Fiscal Year 2020 Budget



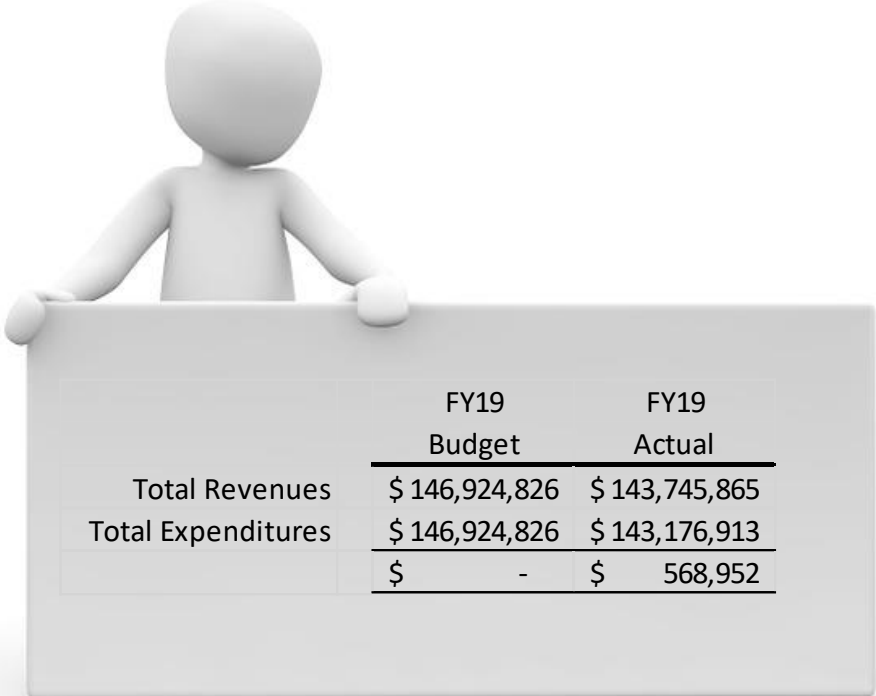
## General Fund Revenue Budget to Actual



	FY19 Budget	FY19 Actual
Tuition & Fees	\$ 79,734,777	\$ 83,179,609
State Allocation	59,358,765	59,910,116
Investments	190,000	259,444
Financial Aid	62,225	81,870
Other Student Fees	257,410	304,857
Other Revenue	7,863	9,969
Carry Forward/Transfer	7,313,786	-
	\$ 146,924,826	\$ 143,745,865

## General Fund Expenditures Budget to Actual


	FY19 Budget	FY19 Actual
Personal Services:		
Faculty Salaries	\$ 44,761,451	\$ 44,561,473
Contract Administrative Salaries	3,979,927	3,623,523
Contract Professional Salaries	10,209,350	9,922,878
Classified Salaries	18,658,164	17,035,909
Graduate Teaching Assistants	3,605,800	3,652,689
Part-time	1,184,464	1,810,472
Termination Pay	-	1,442,363
Total Salaries	82,399,156	82,049,307
Benefits	31,882,974	28,481,069
Total Personal Services	114,282,130	110,530,376
Operating Costs	14,664,180	13,974,573
Equipment and Debt Service	882,164	751,086
Waivers & Scholarships	17,019,451	16,554,804
Transfers (not including fund balance)	76,901	1,366,074
<b>Total Expenditures</b>	<b>\$ 146,924,826</b>	<b>\$ 143,176,913</b>



	FY19 Budget	FY19 Actual
Total Revenues	\$ 146,924,826	\$ 143,745,865
Total Expenditures	\$ 146,924,826	\$ 143,176,913
	\$ -	\$ 568,952

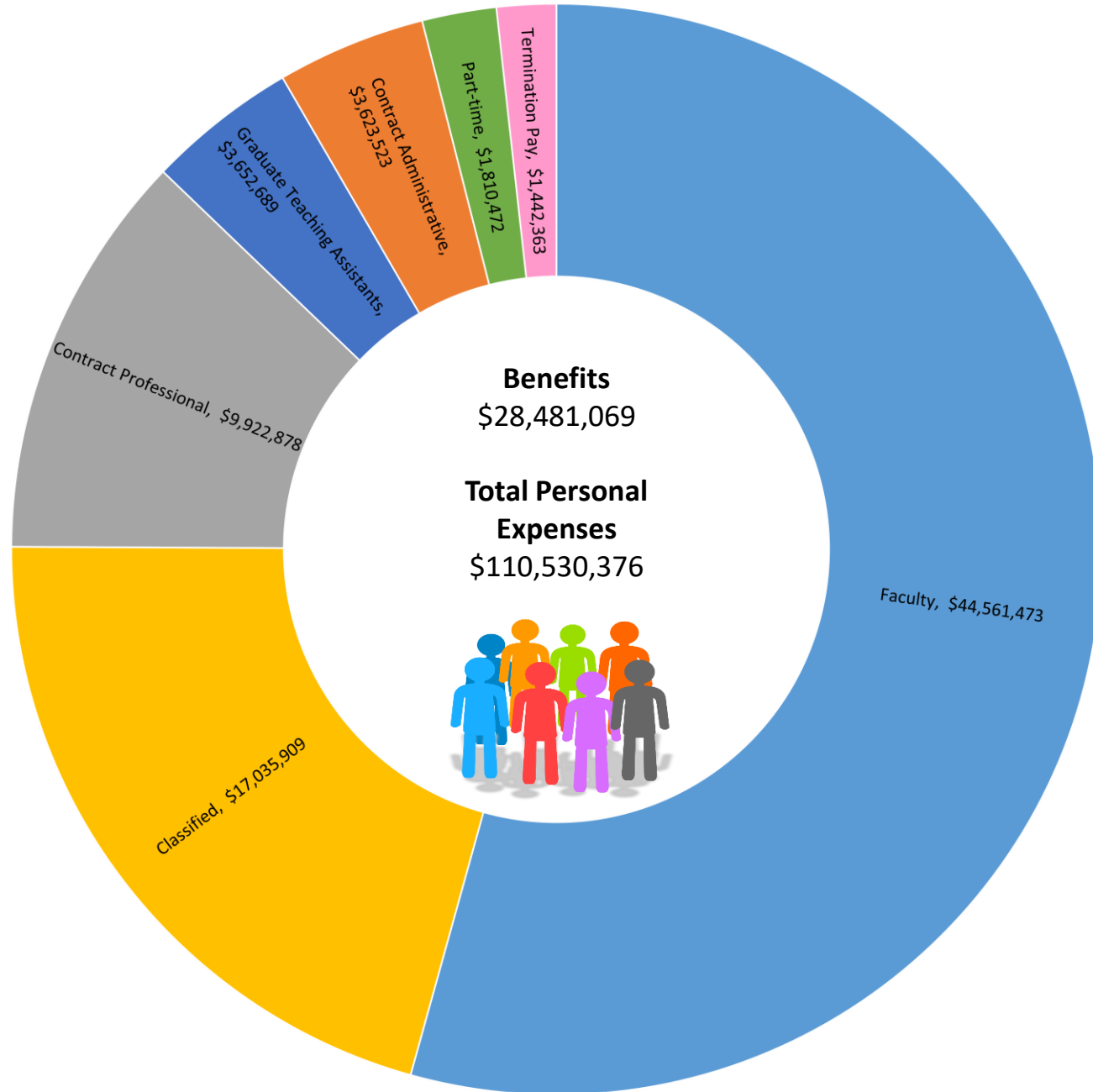
# General Fund Net Tuition and Fee Revenue Fiscal Year 2019 Actual

Net tuition and fees \$66,624,805



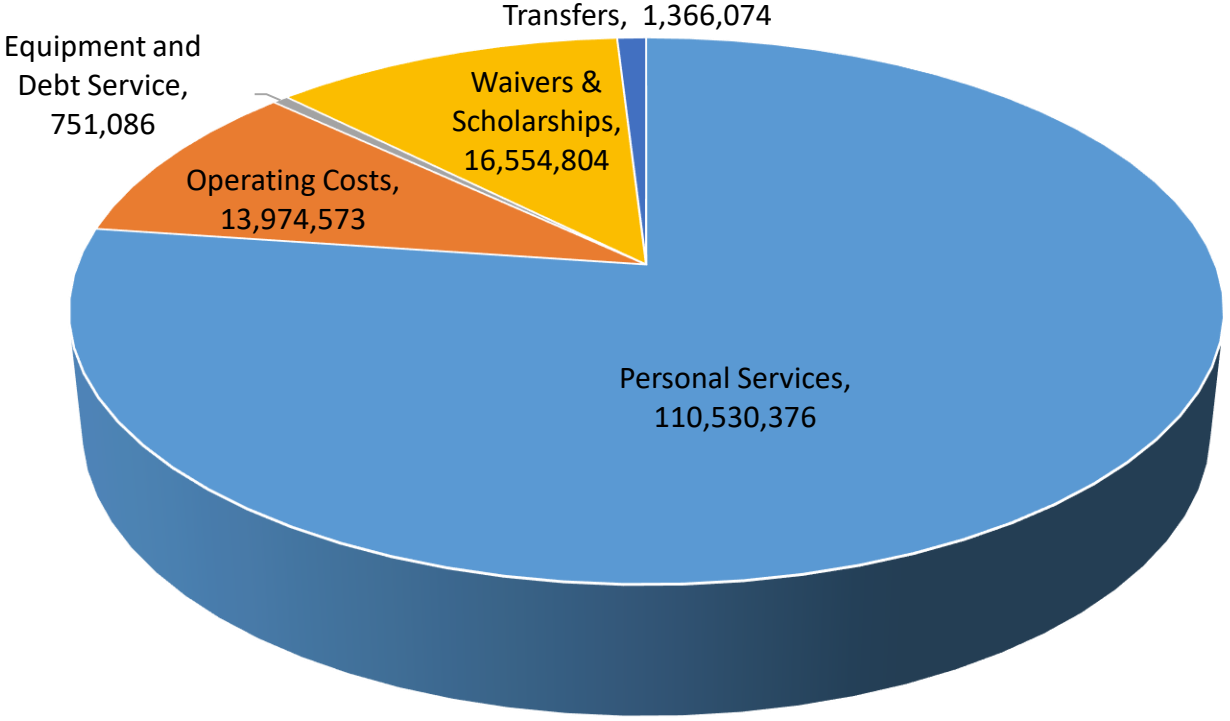
General  
Fund  
Personal  
Expenses

Fiscal  
Year  
2019

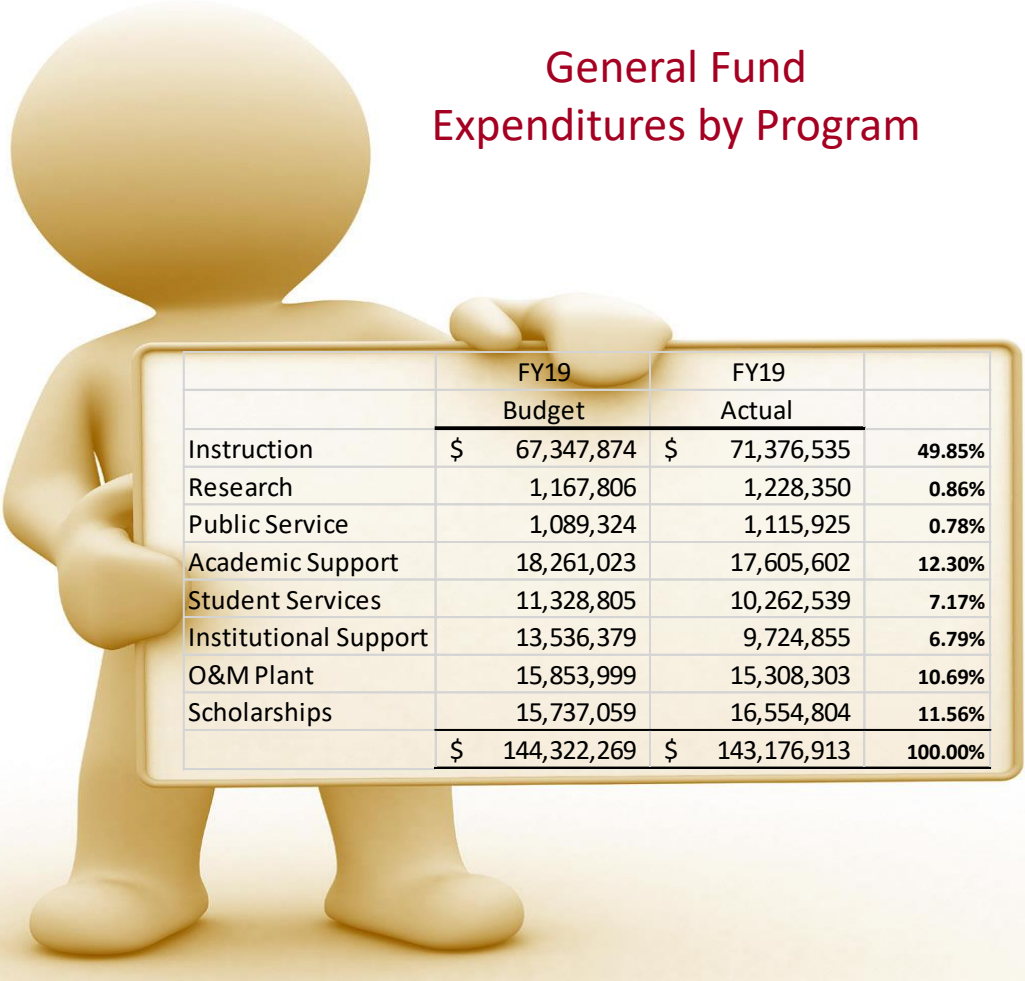




General Fund Expenses  
Fiscal Year 2019



## General Fund Expenditures by Program



	FY19 Budget	FY19 Actual	
Instruction	\$ 67,347,874	\$ 71,376,535	49.85%
Research	1,167,806	1,228,350	0.86%
Public Service	1,089,324	1,115,925	0.78%
Academic Support	18,261,023	17,605,602	12.30%
Student Services	11,328,805	10,262,539	7.17%
Institutional Support	13,536,379	9,724,855	6.79%
O&M Plant	15,853,999	15,308,303	10.69%
Scholarships	15,737,059	16,554,804	11.56%
	<b>\$ 144,322,269</b>	<b>\$ 143,176,913</b>	<b>100.00%</b>

## General Fund Revenue



# A LOOK *at the* BUDGET

	FY19	FY20	
	Actual	Budget	Difference
Tuition & Fees	\$ 83,179,609	\$ 79,312,591	\$(3,867,018)
State Allocation	59,910,116	60,336,444	426,328
Investments	259,444	220,000	(39,444)
Financial Aid	81,870	112,798	30,928
Other Student Fees	304,857	233,309	(71,548)
Other Revenue	9,969	7,127	(2,842)
Transfers	-	4,100,000	4,100,000
	\$ 143,745,865	\$ 144,322,269	\$ 576,404

*How are we investing previous years' fund balance?*

Enrollment & Marketing	\$ 1,500,000
Pay Plan and CBA Increases	1,400,000
Benefits and Other	365,000
IT Security & Licenses	350,000
EO/Title IX, SARC, DSS, Employee Development	270,000
Retention - Professional Advisors	120,000
Asbestos Remediation/Cleaning	95,000
	\$ 4,100,000



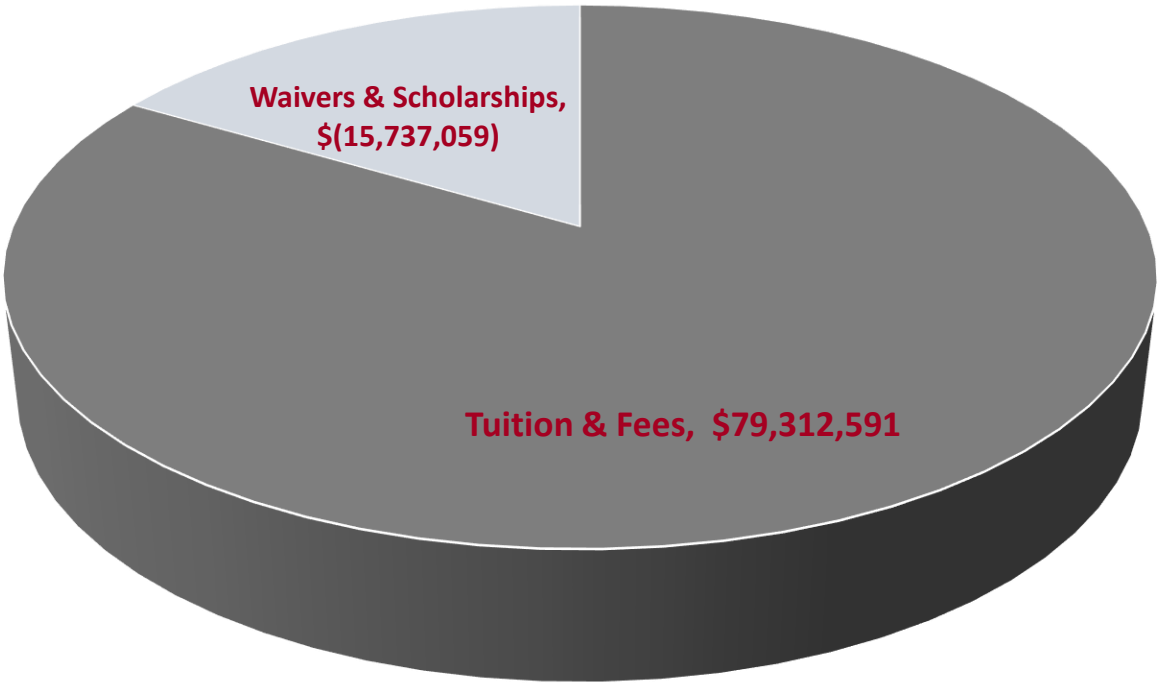
1. Significantly improve the student experience and impact recruitment and retention.
2. Generate revenue.
3. Mitigate risk.



# General Fund Net Tuition and Fee Revenue Fiscal Year 2020 Budget



Net tuition and fees \$63,575,532



## General Fund Expenditures



	FY19	FY20
	Actual	Budget
Personal Services		
Faculty Salaries	\$ 44,561,473	\$ 44,401,209
Contract Administrative Salaries	3,623,523	3,852,744
Contract Professional Salaries	9,922,878	11,290,188
Classified Salaries	17,035,909	20,181,678
Graduate Teaching Assistants	3,652,689	3,775,200
Part-time	1,810,472	1,243,300
Termination Pay	1,442,363	-
Total Salaries	82,049,307	84,744,319
Benefits	28,481,069	29,989,305
Total Personal Services	110,530,376	114,733,624
Operating Costs	13,974,573	12,660,424
Equipment and Debt Service	751,086	779,339
Waivers & Scholarships	16,554,804	15,737,059
Transfers (not including fund balance)	1,366,074	411,823
<b>Total Expenditures</b>	<b>\$ 143,176,913</b>	<b>\$ 144,322,269</b>

## Current Unrestricted Funds

Current unrestricted funds are the economic resources of the institution which are expendable for any purpose in performing the primary objectives of the institution, and not designated by the governing board for other purposes.

	FY19 Actual	FY19 Actual	FY19	FY20 Budget	FY20 Budget	FY20
	Revenue	Expenses	Net	Revenue	Expenses	Net
Bio Station Research (Spec App)	\$ 122,857	\$ 122,646	\$ 211	\$ 122,854	\$ 122,854	\$ -
General Operating	143,745,865	143,176,914	568,951	144,322,269	144,322,269	-
Montana Digital Academy	1,163,837	1,213,066	(49,229)	2,100,500	2,100,500	-
OTO - Montana Digital Academy	832,500	832,500	-	-	-	-
OTO-VoluntaryRtrmntIncentive-UMM	-	(14,858)	14,858	-	-	-
Travel Research	802,000	728,673	73,327	942,327	942,327	-
	<b>\$ 146,667,059</b>	<b>\$ 146,058,941</b>	<b>\$ 608,118</b>	<b>\$ 147,487,950</b>	<b>\$ 147,487,950</b>	<b>\$ -</b>



## Auxiliary Funds

Auxiliary funds consist of resources which are expendable for essential on-campus services primarily to students, faculty or staff, which are generally self-supporting and not educational activities.

	<b>Fund Balance</b>	FY19 Actual Revenue	FY19 Actual Expenses	FY19 Net	<b>Fund Balance</b>	FY20 Budget Revenue	FY20 Budget Expenses	FY20 Net	<b>Fund Balance</b>
Dining/Food Services	\$ 641,222	\$ 12,666,346	\$ 12,679,757	\$ (13,411)	627,811	\$ 13,181,966	\$ 13,104,038	\$ 77,928	705,739
Health Services	(48,984)	5,751,768	5,666,431	85,337	36,353	5,981,962	6,080,204	\$ (98,242)	(61,889)
Other Auxiliary Non-Pledged	178,845	1,320,507	1,300,267	20,240	199,085	1,313,200	1,291,270	\$ 21,930	221,015
Other Auxiliary Pledged	2,118,707	12,317,844	11,792,958	524,886	2,643,593	8,497,224	9,395,919	\$ (898,695)	1,744,898
Parking	121,216	2,513,263	2,466,629	46,634	167,850	2,406,955	2,301,531	\$ 105,424	273,274
Rentals	176,981	394,238	325,984	68,254	245,235	352,050	340,680	\$ 11,370	256,605
Student Housing	1,487,220	14,191,539	13,864,959	326,580	1,813,800	15,132,500	15,118,624	\$ 13,876	1,827,676
Student Union	418,406	3,298,872	3,295,025	3,847	422,253	3,354,611	3,354,612	\$ (1)	422,252
	<b>\$ 5,093,613</b>	<b>\$ 52,454,377</b>	<b>\$ 51,392,010</b>	<b>\$ 1,062,367</b>	<b>\$ 6,155,980</b>	<b>\$ 50,220,468</b>	<b>\$ 50,986,878</b>	<b>\$ (766,410)</b>	<b>\$ 5,389,570</b>



## Designated Funds

Designated funds are expendable for the general operations of the institution but are separately classified to identify special organized activities supported by supplemental assessments or recharged activities.

	<b>Fund Balance</b>	FY19 Actual Revenue	FY19 Actual Expenses	FY19 Net	<b>Fund Balance</b>	FY20 Budget Revenue	FY20 Budget Expenses	FY20 Net	<b>Fund Balance</b>
Associated Students	\$ 1,944,954	\$ 2,942,184	\$ 3,134,035	\$ (191,851)	\$ 1,753,103	\$ 3,272,149	\$ 3,262,068	\$ 10,081	\$ 1,763,184
Athletics	(114,769)	10,650,973	10,342,512	308,461	193,692	10,540,710	11,514,274	(973,564)	(779,872)
Campus Sales & Services	2,087,923	4,758,261	4,665,427	92,834	2,180,757	4,457,647	4,800,777	(343,130)	1,837,627
Continuing Education	727,489	3,104,508	2,758,192	346,316	1,073,805	2,647,018	2,633,912	13,106	1,086,911
Designated Scholarships	45,208	666,339	338,304	328,035	373,243	336,089	338,953	(2,864)	370,379
F&A Sponsored Programs	2,964,665	11,642,304	11,765,207	(122,903)	2,841,762	13,650,867	14,107,165	(456,298)	2,385,464
Fees	1,631,265	2,854,837	2,464,193	390,644	2,021,909	3,371,544	3,477,628	(106,084)	1,915,825
General Designated	9,796,877	15,928,545	10,376,773	5,551,772	15,348,649	11,130,449	14,569,633	(3,439,184)	11,909,465
Instructional Fees	640,047	1,338,990	1,451,937	(112,947)	527,100	1,020,834	996,998	23,836	550,936
Sales & Services	1,941,150	5,633,863	5,443,438	190,425	2,131,575	5,289,888	5,202,933	86,955	2,218,530
	<b>\$ 21,664,809</b>	<b>\$ 59,520,804</b>	<b>\$ 52,740,018</b>	<b>\$ 6,780,786</b>	<b>\$ 28,445,595</b>	<b>\$ 55,717,195</b>	<b>\$ 60,904,341</b>	<b>\$ (5,187,146)</b>	<b>\$ 23,258,449</b>



*The University of Montana Office of Research and Creative Scholarship spurs innovation and imagination by creating student experiences, promoting cutting edge discoveries, supporting creative and scholarly achievements and developing a culture of entrepreneurship to support Missoula's position as the economic and cultural capital of the Crown of the Continent.*





	Revenue	Compensation & Benefits	Operating and Capital	Personal Services	Transfers	Net
Animal Care Administration	169,925	979	27,650	141,486		(190)
Autonomous Aerial Systems	116,092	600	20,390	93,647		1,455
Biotechnology Center Director	136,082	994	10,080	125,009		-
Broader Impacts Group	215,359	664	68,826	151,001		(5,131)
Business Development - MTWTC	27,426	50	16,275	12,029		(929)
Business Development - PTAC	2,055	8	420	1,631		(4)
Business Development - SBDC	14,336	67	5,027	9,261		(19)
Business Development-ACCELERATE MT	95,465		68,561	26,918		(14)
Business Development-ILEAD	105,734	625	10,473	95,254		(618)
Business Development-LAUNCHPAD	200,269	1,282	24,401	174,792		(206)
CBSD CoBRE SPABA	172,679	915	48,228	155,044		(31,508)
CBSD Pilot Project	9,604	6	4,109	11,422		(5,934)
CBSD Start Up Funds	1,196					1,196
CBSD Support	147,839	993	18,178	128,840		(172)
Center NRE Policy	(124,258)	-	734	9,177		(134,170)
Center NRE Policy SPABA	126,415		3,040	11,491		111,884
CLNP/Thompson	32,967	86	2,579	12,445		17,857
CNREP ORCS Support	106,791	239	27,938	79,170		(556)
Core Facility Support	9,700		9,795			(95)
Counselor Education DF&A	265					265
CVPA - SPABA	1,075		1,006		240	(171)
DeGrandpre-MREDI/MCHR01 VPR Support	54,000		54,000			-
DF&A CIRE	179,101	1,068	46,345	147,116		(15,429)
DF&A CTM	366,382		46,977	3,238		316,168
DF&A NTSG/Kimball	83,902	39	15,967	54,551	5,000	8,346
DFA - Bitterroot College	939					939
DFA - Institute on Ecosystems	12,762	11	1,000	1,277		10,474
DFA - NNCTC	24,171		4,062	2,203		17,906
DFA - Research Administration	51,589	28	373	3,161		48,027
DFA BIG	15,779	43	3,798	8,400		3,538
DFA DCLP	74,843	54	35,332	19,031		20,426
English SPABA	(6)		63	786		(855)
Enviro Health Radioactive/Haz Waste	10,199		10,199			(0)
Fixed Price Clearing	117,723		52,196			65,526
FY14 Small Grants			355			(355)
FY15 Start Up			3,386	2,329		(5,715)
FY16 Research Start Up	(65,667)	221	192,768	92,016	(3,016)	(347,656)
FY17 Research Start Up		212	347,226	138,953	-	(486,391)
FY18 Research Start Up	32,434		111,776	25,461		(104,803)
FY19 Research Start Up		89	24,307	10,491		(34,888)
History SPABA	2,182		693	862		627
Humanities Institute	32,000		11,094	1,011		19,894
ILEAD Conferences/Workshops	(32,105)					(32,105)
Indirect Cost Monies	2,696,826		815,978		1,846,808	34,040
Innovation factory	135,686	131	115,794	20,756		(995)
Internship Services SPABA	1,262					1,262
IRB Administrative	96,056	604	10,512	85,162		(222)
IRB Compliance Training	1,250					1,250
Janson - Salary Support	15,537	22	800	9,974		4,742
Lobbying Activities	89,102		88,506			596
MC SPABA	8,215	12	147	1,651		6,404
Montana Safe Schools Center DF&A	4,284		556			3,729
NMRF Nuclear Magnetic Resonance	48,758		48,758			4
O'Connor CRMW-IDC Allocation	28,303		5,628	11,591	8,649	2,435
Office of Resrch & Spons'd Programs	104,030		14,539	89,570		(78)
ORCS Vehicle Sales and Service	-					(5,117)
ORSP/Research & Sponsored Pg	86,907		6,445	80,556		(94)
Paleontology Center	50,432		4,163	52,037		(5,768)
Research Admin Payroll Pool				35,545		(35,545)
Research Facilities - Op & Maint	253,584		253,476			108
Research Salaries	1,410,285	6,091	105,489	1,304,479		(5,774)
Research Special	204,185		157,437	38,552	13,000	(4,804)

## Fiscal Year 2019 – F&A Sponsored Programs



*Internal Assessment*  
**\$1,390,308**

*Debt Service (P&I)*  
**\$1,369,713**

	Revenue	Compensation & Benefits	Operating and Capital	Personal Services	Transfers	Net
SPABA/Academic Affairs	3,566		(0)			3,566
SPABA/Anthropology	5,267	34	15,321	8,534		(18,622)
SPABA/Biological Sciences	334,282	269	226,252	125,132	(1,521)	(15,850)
SPABA/Biological Station	191,750	228	132,669	85,312		(26,459)
SPABA/Biomolecular Struct/Dynamics	224,951	361	30,309	91,496	66,835	35,951
SPABA/Biotechnology Center	15,360	198	6,506	25,784		(17,128)
SPABA/Bureau of Business Econ Res	12,972	101	35,450	20,654		(43,232)
SPABA/Business Administration	9,741		109	1,316	-	8,315
SPABA/CEHS	58,931	396	35,008	119,724		(96,197)
SPABA/CESU	29,403	126	1,776	18,176		9,325
SPABA/Chem & Bio Chem/Berryman	21,600					21,600
SPABA/Chemistry	71,358	114	68,408	53,429	-	(50,593)
SPABA/Chemistry & Biochemistry			4,860			(4,860)
SPABA/CHPBS	877,370	957	370,365	299,855	118,061	88,134
SPABA/Computer Science	71,653		47,129	36,208		(11,684)
SPABA/Coop Wildlife Unit	63,312	13	53,514	3,727		6,057
SPABA/Co-Teach	(15,019)					(15,019)
SPABA/Economics	1,628		1,205	156		267
SPABA/Education	57,065		803	5,837		50,425
SPABA/EVST	4,213		340	1,678		2,195
SPABA/Forestry	276,183	95	78,616	92,645	10,000	94,827
SPABA/Geography	1,954		2,711			(757)
SPABA/Geosciences	46,409	59	103,720	13,340		(70,710)
SPABA/H & S Deans Office	459,632	420	21,946	14,803		422,463
SPABA/Hansen - Forestry	(1,993)					(1,993)
SPABA/Health & Human Perform	42,513		20,473	16		22,024
SPABA/Humanities&Sci/ChemBioChem		92	2,393	13,075		(15,560)
SPABA/Information Technology	-		888			(888)
SPABA/International Programs	506					506
SPABA/Law	1,296		2,071	796		(1,571)
SPABA/Liberal Studies	707					707
SPABA/Mansfield Center	184,834	140	79,471	80,558		24,665
SPABA/Mathematics	21,135		47,212	4,645		(30,722)
SPABA/MCLL	456	30	327	3,538		(3,439)
SPABA/Montana Campus Compact	5,712		2,500			3,212
SPABA/Natural Heritage	118,767	512	51,974	119,407		(53,126)
SPABA/NSF EPSCoR	173,706	201	38,129	89,509		45,867
SPABA/Physics	10,276	57	7,044	14,276		(11,100)
SPABA/Political Science	-		378			(378)
SPABA/Psychology	30,451		18,936	14,862		(3,347)
SPABA/Running - Forestry	3,388		1,957			1,431
SPABA/Rural Institute	156,891	78	96,934	34,099		25,780
SPABA/Sociology	9,571	-	13,561	16		(4,006)
SPABA/Teaching and Learning	1,912	5	448	633		826
SPABA/Wang - Chemistry/CHS	20,600		1,383			19,217
SPABA/Women's Studies	433					433
SPABA-Extended/Lifelong Learning	(4,725)					(4,725)
Sponsored Program Audit Reserve	10,000		2,500	10,275		(2,775)
Start Up Fund Master	65,667		40,609	6,780		18,278
Technology Transfer Administrative	4,468		4,468			-
Technology Transfer Development	70,506		70,548			(42)
Translational Research	44,374	292	6,538	37,565		(22)
TRIO SPABA	2,121		(4,881)			7,002
Upward Bound SPABA	5,756		(39,443)			45,200
VP ORCS Program Support for MCWRU		(4)	6,227	739		(6,962)
We Are MT In The Classroom	77,453	411	13,295	65,936		(2,189)
<b>Grand Total</b>	<b>11,642,304</b>	<b>21,317</b>	<b>4,685,927</b>	<b>4,993,907</b>	<b>2,064,056</b>	<b>(122,903)</b>



FUND	Revenue	Operating and Capital	Personal Services	Transfers	Net
Animal Care Administration	172,551	24,032	143,519		5,000
Autonomous Aerial Systems	109,488	15,699	29,439		64,350
Biotechnology Center Director	150,460	11,145	35,958		103,357
Broader Impacts Group	234,938	22,742	55,392		156,804
Business Development - MTWTC	189,731	26,555	133,441		29,735
Business Development - PTAC	2,236	2,236	-		-
Business Development - SBDC	11,000	6,342	16,621		(11,963)
Business Development-ACCELERATE MT	56,722	5,722	1,000		50,000
Business Development-LAUNCHPAD	298,521	32,113	211,476		54,932
CBSD CoBRE SPABA	190,000	41,445	87,418	60,000	1,137
CBSD Start Up Funds		11,097			(11,097)
CBSD Support	150,000	20,483	129,517		-
CLNP/Thompson	(120,000)	14,040	-		(134,040)
Core Facility Support	360,449	66,700	293,749		-
DF&A CIRE	87,909	52,245	86,765		(51,101)
DF&A CTM	345,000	555,000	99,797		(309,797)
DF&A NTSG/Kimball	90,000	19,185	64,367	7,000	(552)
DFA - Bitterroot College	12,000	12,000			-
DFA - Institute on Ecosystems	10,000	9,406			594
DFA - NNCTC	43,574	11,609	7,949		24,016
DFA - Research Administration	55,000	11,016			43,984
DFA BIG	15,000	5,412	-		9,588
DFA DCLP	213,489	20,520	-		192,969
English SPABA	1,000	429	860		(289)
Fixed Price Clearing	80,000	65,000			15,000
FY16 Research Start Up		241,000	-		(241,000)
FY17 Research Start Up		873,623	-	23,000	(896,623)
FY18 Research Start Up	78,510	78,510	-		-
Indirect Cost Monies	5,161,282	851,850		4,015,832	293,600
Innovation factory	134,236	112,036	16,044		6,156
Internship Services SPABA	800	800			-
IRB Administrative	104,317	17,713	86,054		550
IRB Compliance Training	1,250	540			710
Janson - Salary Support	41,712	3,090	32,622		6,000
Lobbying Activities	50,000	81,000			(31,000)
MC SPABA	30,000	30,000			-
Montana Digital Academy/SPABA		151			(151)
Montana Safe Schools Center DF&A	2,076	1,134			942
O'Connor CRMW-IDC Allocation	28,000	3,640	6,290	7,930	10,140
Office of Resrch & Spons'd Programs	116,938	12,845	106,506		(2,413)
ORCS Vehicle Sales and Service	2,730	2,730			-
Paleontology Center	57,001	-	57,001		-
Research Facilities - Op & Maint	230,418	230,418			-
Research Salaries	1,019,888	75,548	939,340		5,000
Research Special	144,308	209,308	-	15,000	(80,000)

Fiscal Year  
2020  
Budget –  
F&A  
Sponsored  
Programs



FUND	Revenue	Operating and Capital	Personal Services	Transfers	Net
SPABA/Anthropology	19,248	13,532	-		5,716
SPABA/Biological Sciences	390,648	156,580	168,088		65,980
SPABA/Biological Station	189,000	130,600	46,192		12,208
SPABA/Biomolecular Struct/Dynamics	117,660	26,230	90,789		641
SPABA/Biotechnology Center	12,000	2,885	8,778		337
SPABA/Bureau of Business Econ Res	20,250	5,162	-		15,088
SPABA/Business Administration	27,000	509	6,617	20,249	(375)
SPABA/CEHS	251,287	114,554	135,425		1,308
SPABA/CESU	41,786	3,195	38,592		(1)
SPABA/Chemistry	109,020	50,552	26,884	21,600	9,984
SPABA/Chemistry & Biochemistry		216			(216)
SPABA/CHPBS	996,775	392,529	668,878		(64,632)
SPABA/Computer Science	4,424	16,419	6,535		(18,530)
SPABA/Coop Wildlife Unit	79,828	66,490	12,500		838
SPABA/Economics	3,000	6,500			(3,500)
SPABA/Education	39,550	6,648	7,600		25,302
SPABA/Forestry	242,997	73,924	106,195		62,878
SPABA/Geosciences	50,000	86,053	30,911		(66,964)
SPABA/H & S Deans Office	-	-	26,252		(26,252)
SPABA/Health & Human Perform	24,556	13,908			10,648
SPABA/Humanities&Sci/ChemBioChem		3,483	43,547		(47,030)
SPABA/Law	-	1,000			(1,000)
SPABA/Liberal Studies	832				832
SPABA/Mansfield Center	241,194	95,287	119,544		26,363
SPABA/Mathematics	17,814	12,120	5,638		56
SPABA/Montana Campus Compact	3,750	3,750			-
SPABA/Natural Heritage	98,596	30,184	104,754		(36,342)
SPABA/NSF EPSCoR	110,000	4,404	113,852		(8,256)
SPABA/OREOS-DBS		298			(298)
SPABA/Physics	12,000	18,001	-		(6,001)
SPABA/Political Science	32	477			(445)
SPABA/Psychology	32,700	23,698	5,859		3,143
SPABA/Rural Institute	150,100	55,515	20,081		74,504
SPABA/Teaching and Learning		2,851			(2,851)
SPABA/Women's Studies	200				200
SPABA-Extended/Lifelong Learning	3,984				3,984
Sponsored Program Audit Reserve	20,000	10,500	18,644		(9,144)
Start Up Fund Master	180,000	14,400			165,600
Technology Transfer Administrative	4,500	4,860			(360)
Technology Transfer Development	60,200	60,200			-
Translational Research	50,817	8,714	42,102		1
TRIO SPABA		3,400			(3,400)
We Are MT In The Classroom	82,585	11,885	21,550		49,150
<b>Grand Total</b>	<b>13,650,867</b>	<b>5,419,622</b>	<b>4,516,932</b>	<b>4,170,611</b>	<b>(456,298)</b>

## Endowment & Loan Funds

Endowment funds are resources that have been invested for the purpose of producing present and future income which may be expended or added to the principal.

	<b>Fund Balance</b>	FY19 Actual Revenue	FY19 Actual Expenses	FY19 Net	<b>Fund Balance</b>	FY20 Budget Revenue	FY20 Budget Expenses	FY20 Net	<b>Fund Balance</b>
Endowment Funds	\$ 20,551,121	\$ (227,503)	\$ 9,313	\$ (236,816)	\$ 20,314,305	\$ 24,000	\$ 5,000	\$ 19,000	\$ 20,333,305
<b>Loan Funds:</b>									
Federal & State Loan	\$ 9,551,099	\$ 216,003	\$ 109,774	\$ 106,229	\$ 9,657,328	\$ 246,500	\$ 163,000	\$ 83,500	\$ 9,740,828
Institutional Loan	1,509,928	69,049	(2,779)	71,828	1,581,756	35,500	16,000	19,500	1,601,256
Private Loan	244,314	6,131	(76)	6,207	250,521	-	-	-	250,521
	<b>\$ 11,305,341</b>	<b>\$ 291,183</b>	<b>\$ 106,919</b>	<b>\$ 184,264</b>	<b>\$ 11,489,605</b>	<b>\$ 282,000</b>	<b>\$ 179,000</b>	<b>\$ 103,000</b>	<b>\$ 11,592,605</b>



### Support UM

For 125 years, UM has prepared students for success. They learn to think critically, forge connections between themselves and the broader world, and become leaders for their generation.

### UM Scholarship Portal

Portal Access

**LOGIN TO  
UM SCHOLARSHIP PORTAL**

# Plant Funds

Renewal & Replacement – funds set aside for renewal and replacement of physical facilities.

Retirement of Indebtedness – funds set aside for future principal and interest payments.

Unexpended Plant – resources set aside for the purpose of the construction or acquisition of physical properties.

	<b>Fund Balance</b>	FY19 Actual Revenue	FY19 Actual Expenses	FY19 Net	<b>Fund Balance</b>	FY20 Budget Revenue	FY20 Budget Expenses	FY20 Net	<b>Fund Balance</b>
Renewal/Replacement	\$ 17,066,610	\$ 7,075,150	\$ 6,425,049	\$ 650,101	\$ 17,716,711	\$ 8,300,000	\$ 9,500,000	\$ (1,200,000)	\$ 16,516,711
Retirement of Indebtedness	3,702,274	12,940,527	13,508,040	(567,513)	3,134,761	14,001,000	14,001,000	-	3,134,761
Unexpended Plant	9,995,537	20,998,814	22,927,925	(1,929,111)	8,066,426	21,750,000	21,750,000	-	8,066,426
	<b>\$ 30,764,421</b>	<b>\$ 41,014,491</b>	<b>\$ 42,861,014</b>	<b>\$ (1,846,523)</b>	<b>\$ 28,917,898</b>	<b>\$ 44,051,000</b>	<b>\$ 45,251,000</b>	<b>\$ (1,200,000)</b>	<b>\$ 27,717,898</b>





## Restricted Funds

Restricted Funds are expended for operating purposes but restricted by donors or other outside agencies as to the specific purpose for which they may be expended.

	<b>Fund Balance</b>	FY19 Actual Revenue	FY19 Actual Expenses	FY19 Net	<b>Fund Balance</b>	FY20 Budget Revenue	FY20 Budget Expenses	FY20 Net	<b>Fund Balance</b>
Financial Aid Programs	\$ 67,347	\$ 15,205,979	\$ 15,118,465	\$ 87,514	\$ 154,861	\$ 15,770,181	\$ 15,770,181	\$ -	\$ 154,861
Other Restricted	44,117	327	-	327	44,444	-	-	-	44,444
Private Gifts & Scholarships	3,692,359	19,538,245	19,974,083	(435,838)	3,256,521	10,727,518	11,408,885	(681,367)	2,575,154
Restricted Spon Prog GAAP	1,713,625	(13,670,515)	(14,865,329)	1,194,814	2,908,439	11,956,890	14,865,329	(2,908,439)	-
Restricted Sponsored Programs	(1,716,526)	83,595,973	84,781,710	(1,185,737)	(2,902,263)	63,415,791	60,871,528	2,544,263	(358,000)
	<b>\$ 3,800,922</b>	<b>\$ 104,670,009</b>	<b>\$ 105,008,929</b>	<b>\$ (338,920)</b>	<b>\$ 3,462,002</b>	<b>\$ 101,870,380</b>	<b>\$ 102,915,923</b>	<b>\$ (1,045,543)</b>	<b>\$ 2,416,459</b>





## Operating Fund

	YTD August	Alloc Budget August	Variance August
Tuition & Fees	30,289,562	30,819,975	(530,413)
State Approps	9,439,409	8,789,459	649,950
Student Financial Aid	-	153	(153)
Sales and Service	995	-	995
Other	(70,604)	-	(70,604)
<b>Total Revenue</b>	<b>39,659,362</b>	<b>39,609,587</b>	<b>49,775</b>
<b>Salaries &amp; Wages</b>			
Contract Faculty	5,378,451	5,364,097	(14,354)
Contract Professionals	1,661,029	1,826,731	165,702
Classified	2,719,399	3,009,805	290,406
Grad Teaching Assistants	280,068	248,381	(31,687)
Grad Research Assistants	15,846	-	(15,846)
Contract Admin	658,191	630,105	(28,086)
Classified Employee Overtime	12,323	11,532	(791)
Contract Faculty Extra Comp	90,926	14,701	(76,225)
Term Pay - Sick Leave	147,726	-	(147,726)
Term Pay - Vacation	51,238	-	(51,238)
Term Pay - Compensatory	2,387	-	(2,387)
Contract Professional - Extra Comp	400	1,772	1,372
Classified Employee - Lump Sum Merit	1,500	91	(1,409)
Hourly Overtime	1,708	-	(1,708)
Hourly - Non Classified Employee	120,588	54,143	(66,445)
Student	112,450	73,867	(38,583)
Incentives	(17,432)	-	17,432
Communication Device	1,615	2,042	427
Employee Benefits			-
Group Insurance	3,583,937	3,748,931	164,994
All Others	1,904,561	2,112,230	207,669
<b>Total Personal Svcs</b>	<b>16,726,912</b>	<b>17,098,428</b>	<b>371,516</b>
<b>Operating</b>			
Other Services	373,312	2,379,318	2,006,006
Supplies	2,540,823	2,322,236	(218,587)
Communication	113,593	273,939	160,346
Travel	82,054	56,893	(25,161)
Rent	2,253	5,456	3,203
Utilities	372,935	426,858	53,923
Repairs & Maint	1,885,761	1,005,704	(880,057)
Other	228,299	224,190	(4,109)
Internal Assessment	(995,804)	(862,355)	133,449
Capital Equip	64,617	156,594	91,977
Capital Building	23,298	-	(23,298)
Debt Service	137,740	104,263	(33,477)
Waivers & Scholarships	5,772,981	6,003,028	230,047
<b>Total Op &amp; Cap</b>	<b>10,601,862</b>	<b>12,096,123</b>	<b>1,494,261</b>
<b>Non Mandatory Transfer</b>	<b>174,922</b>	<b>-</b>	<b>(174,922)</b>
<b>Total Transfers</b>	<b>174,922</b>	<b>-</b>	<b>(174,922)</b>
<b>Total Expenses</b>	<b>27,503,696</b>	<b>29,194,551</b>	<b>1,690,855</b>
<b>Net Operating Surplus or (Deficit)</b>	<b>12,155,666</b>	<b>10,415,036</b>	<b>1,641,080</b>

## Fiscal Year 2019 Operating Funds: Budget vs. Actual

- Actual results for total operating fund revenues resulted slightly ahead of budget
  - Tuition and fee revenue was better than expected by nearly \$2.3 million
  - State appropriations resulted slightly ahead of budget by a margin of \$568,579
  - Investment income actual results were better than budget by \$285,542
  - The above were offset by Other Sources of revenue, which were lower than budgeted figures, by \$3.1 million
- Actual expenses at \$208.1 million came in under budgeted expenses of \$212.7 million, by a margin of \$4.6 million
- The original budget for Fiscal Year 2019 anticipated drawing down over \$4.5 million in reserve funds to balance operations
  - Actual results were almost \$10 million better than anticipated, allowing the University to transfer excess Operating Funds into reserves which are available to be used in future periods

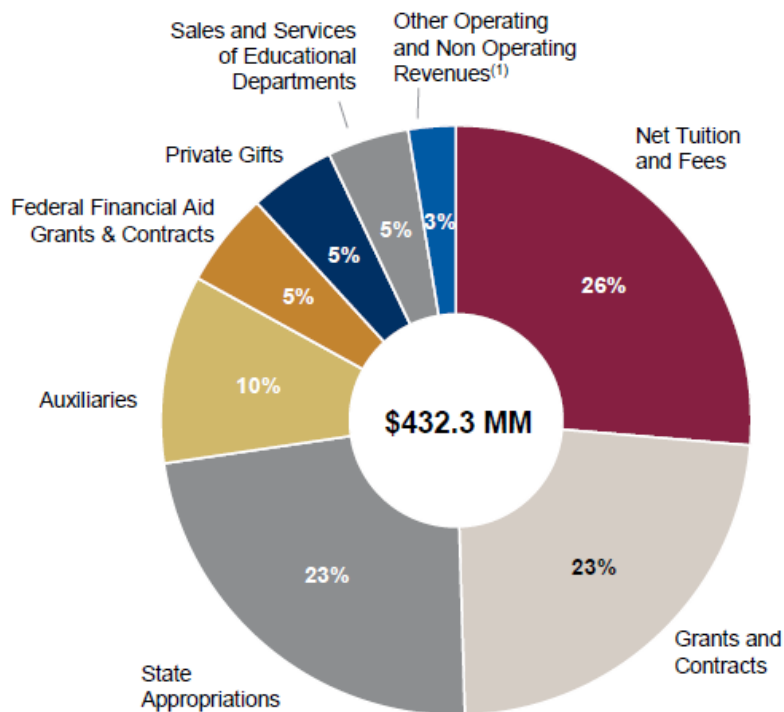
	Budget	Actual
<b>REVENUES</b>		
Tuition and fees	\$ 107,393,046	\$ 109,655,983
State appropriation	97,047,896	97,616,475
Student Financial Aid	80,225	118,122
Gifts	758	-
Investment Income	377,565	663,107
Sales and Service	30,000	20,004
Other Sources	3,199,937	129,004
<b>Total Revenue</b>	<b>208,129,427</b>	<b>208,202,695</b>
<b>EXPENSES</b>		
Salaries and Wages	116,264,200	114,301,284
Hourly Wages	2,208,036	2,790,178
Other Compensation	31,683	33,955
Employee Benefits	44,608,210	42,912,446
Compensated Absences	-	1,206,987
<b>Total Personal Services</b>	<b>163,112,129</b>	<b>161,244,850</b>
Other Services	7,139,454	7,538,184
Supplies	7,567,706	7,134,108
Communication	1,235,175	1,429,695
Travel	2,130,811	2,135,575
Rent	1,399,896	1,416,581
Utilities	5,475,590	5,097,770
Repairs and Maintenance	2,209,302	2,846,978
Other Expenses	1,017,587	(2,311,801)
Goods Purchased for Resale	-	2,020
Capital Equipment	628,003	572,362
Debt Services	759,651	754,257
Waivers and Scholarships	20,017,044	20,198,316
<b>Total Expenses</b>	<b>212,692,348</b>	<b>208,058,896</b>
Change before transfers	(4,562,921)	143,799
Transfers in	5,319,743	515,017
Transfers out	(756,822)	(5,528,621)
<b>Net transfers</b>	<b>4,562,921</b>	<b>(5,013,604)</b>
<b>Change</b>	<b>\$ -</b>	<b>\$ (4,869,805)</b>
Note:		
Operating and Capital	\$ 49,580,219	\$ 56,233,779



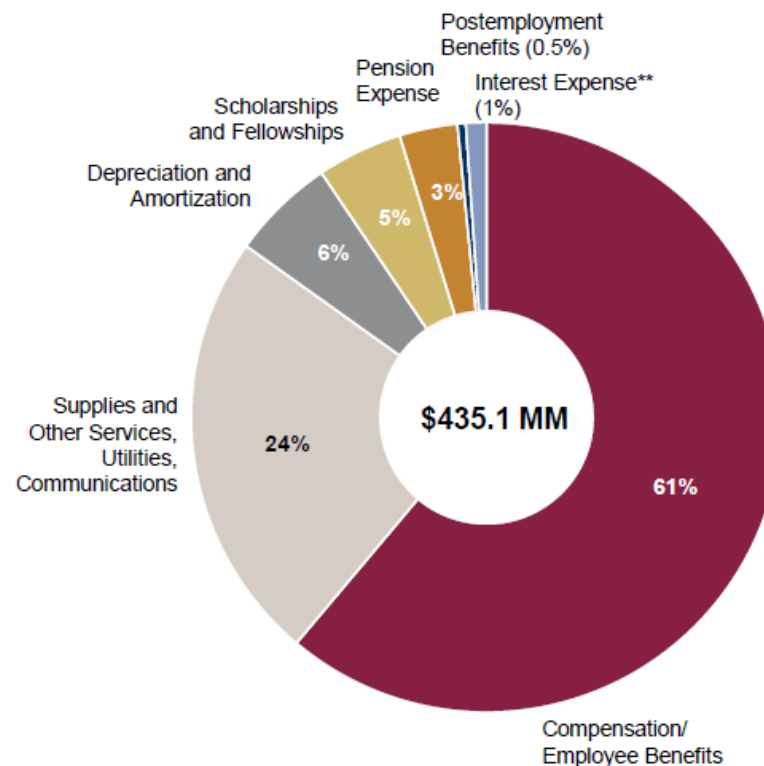
# Fiscal Year 2018 Breakdown of Revenues and Expenses

Revenue diversity, and an ability to capture efficiencies in the expense base

Revenues (FY18)



Expenses (FY18)



Note: Revenues excludes other revenues such as capital grants and gifts, in the amount of \$23.9MM, \$21.8MM, \$28.0MM, \$10.1MM and \$4.3MM for FY18, FY17, FY16, FY15 and FY14, respectively

\* Includes interest earned on loans to students, land grant revenues, and investment income

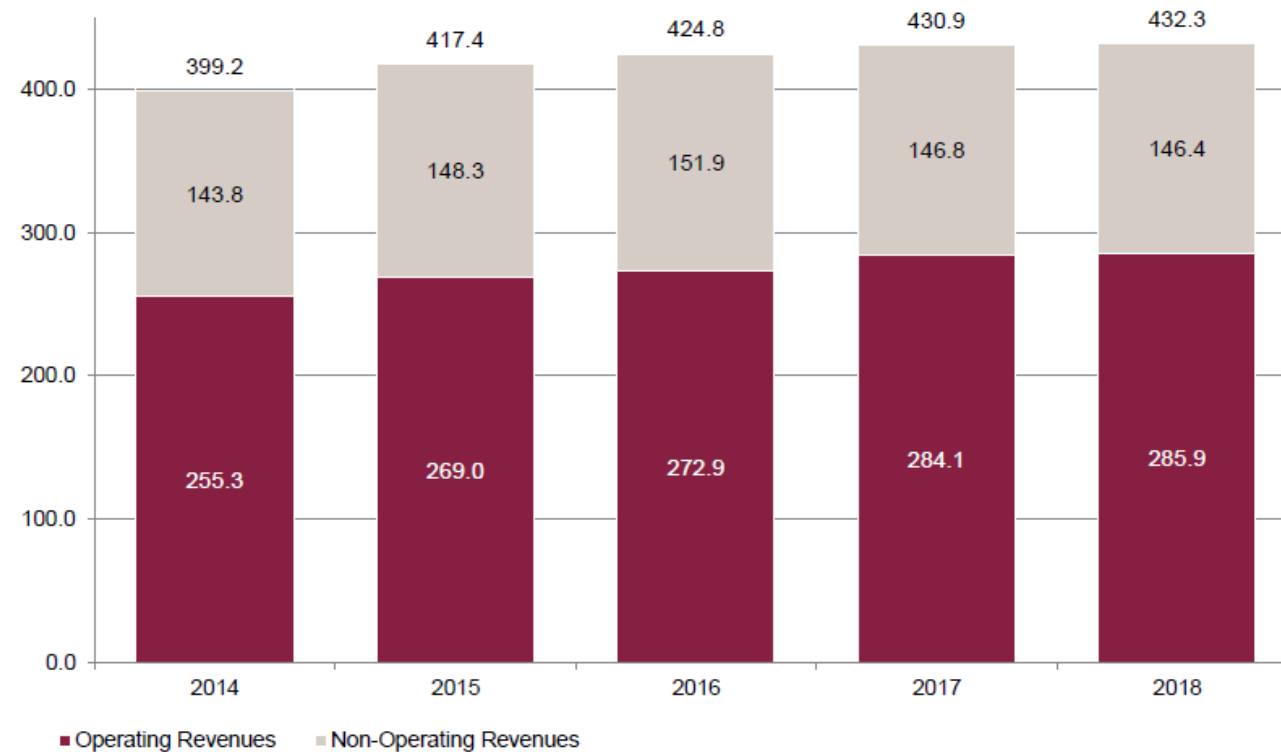
\*\* Interest expenses is a non operating expense

# Summary of Financial Performance

Total revenues have been stable and improving year-over-year

- Total revenues grew 8.3% over the past five years
- The prior three years reflected more modest growth of the revenue base (1.8%), despite weaker enrollments in the time period shown
- The University's ability to grow revenues demonstrates:
  - Pricing power with the University of Montana brand, along with significant upside to ROI from new investments
  - A diversified revenue base
  - Greater capabilities with prominent growth areas such as the University's research enterprise
  - Stable state support for operations purposes

**Operating, Non-Operating and Other Revenues**  
 FY 2014 – FY 2018  
 (\$MM)



Note: Excludes other revenues such as capital grants and gifts, in the amount of \$23.9MM, \$21.8MM, \$28.0MM, \$10.1MM and \$4.3MM for FY18, FY17, FY16, FY15 and FY14, respectively

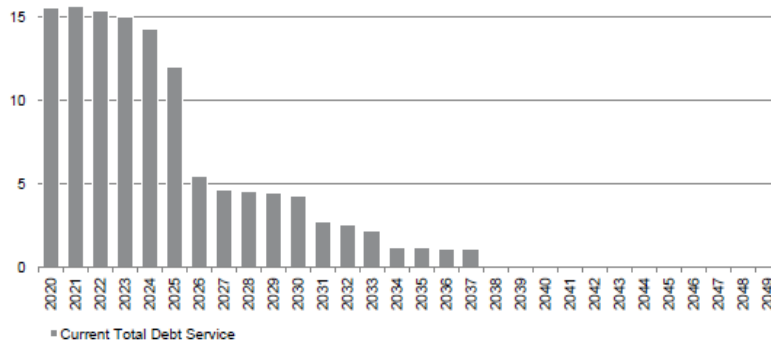
# Debt Financing Strategy will Facilitate Growth

Cash flow savings and flexible use of new money proceeds, for capital and operational reinvestment

	Objectives	Expected Outcomes
<b>Refinancing Component</b>	<ul style="list-style-type: none"> <li>Reduce debt service burden</li> <li>Better-match average life of debt, to assets</li> <li>Capture meaningful debt service savings</li> <li>Achieve overall level debt service</li> <li>New indenture; improve bond security</li> <li>Reduce debt portfolio risks</li> </ul>	<ul style="list-style-type: none"> <li>\$41.6 million in cumulative budget savings over six years</li> <li>Improve bond security: Revenue pledge improves to \$85 million, or 10.1x MADS coverage, from \$31.4 million, or 2.9x MADS</li> <li>MADS falls to \$8.5 million, from \$15.4 million, <i>with</i> new money borrowing</li> <li>Eliminate all variable rate exposure</li> <li>Eliminate bank / direct purchase risks</li> </ul>
<b>New Money</b>	<ul style="list-style-type: none"> <li>Power plant investment (lending further cost savings), learning spaces, housing, deferred maintenance, recreation, flexible use of proceeds for strategic investments</li> </ul>	<ul style="list-style-type: none"> <li>Invest in high ROI campus improvements that drive revenue growth</li> <li>Finance up to \$55 million in campus wide projects at historically low rates; when combined with budgeted debt service savings over six years, the University expects to accumulate over \$95 million in strategic initiative funds to fuel growth opportunities on campus</li> </ul>

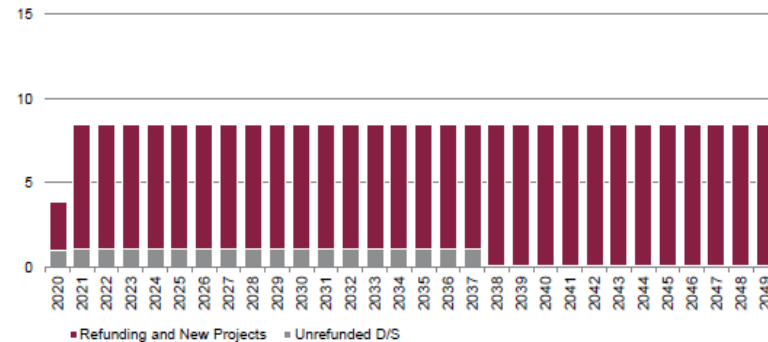
## Current Debt Service

FY 2020 – FY 2049  
(\$MM)



## Pro-Forma Debt Service

FY 2020 – FY 2049  
(\$MM)



Note: final maturity of MSTA loans extends beyond FY 2049

<b>Auxiliary Funds</b>	
<b>Other Auxiliary Non-Pledged</b>	<b>Other Auxiliary Pledged</b>
Health Services Pharmacy	Adams Center General
Prescription Pharmacy	Adam's Center Payroll Pool
Beverage Contract	Auxiliary Admin Payroll Pool
Lease/Purchase Equipment Pool	Auxiliary Admin Recruitment
	Auxiliary Admin Rental Facilities
	Auxiliary Administration
	Auxiliary Stip Earnings
	Campus Rec Payroll Pool
	Campus Recreation Operations
	Dennison Theatre
	Dennison Theatre Event 2A
	Dennison Theatre Event 2B
	Dennison Theatre Event 2C
	Dennison Theatre Event 2D
	Dennison Theatre Event 2E
	Dennison Theatre Event 2G
	Dennison Theatre Event 2Z
	Dressing Room Expansion
	Flathead Lake Bio Sta Food Service
	Flathead Lake Bio Station Housing
	Flathead Lk Bio Stn Payroll Pool
	Gilkey Executive Education Center
	Griz Card
	Griz Card Payroll Pool
	Griz Debit Card Fund
	Griz Tix Ticketing
	Lubrecht
	Lubrecht Forest
	Lubrecht Payroll Pool
	Printing Services
	Printing Services Payroll Pool
	Student Affairs Information Tech
	Theatre Payroll Pool

Designated Funds											
Campus Sales & Services	Designated Scholarships	F&A Sponsored Programs			Fees	General Designated			Sales & Services		
A&E Billing	Athletic General Scholarships	Animal Care Administration	History SPABA	SPABA/Hansen - Forestry	Administrative Fee	A/R Refunds to Loans	Investment Pool	AHEC Continuing Education	Ethics Research and Development	PARTV Event 1D	
Biotech Ctr FLA9500 Use and Service	Bio Station Scholarship Clearing	Animal Facility Administration	Humanities Institute	SPABA/Health & Human Perform	American Civil Liberties Union	Academic Affairs IT Charges	IPHARM Pharmacy	Anthropology Publications	FacPac/BS	PARTV Event 1E	
Campus Mail Postage Machine	CHPBS Scholarship Clearing Account	Autonomous Aerial Systems	ILEAD Conferences/Workshops	SPABA/Humanities&Sci/ChemBioChem	American Constitution Society	AISS Mentoring Program	IT Designated Personnel	Area Health Educ Ctr Sales & Serv	Family Medicine Residency	PARTV Event 1F	
Campus Mail Presort Center	CoEHS Funded TA Waivers Clearing Fd	Biotechnology Center Director	Indirect Cost Monies	SPABA/Information Technology	Business&Intellectual Property Grp	Alumni Field Office	Journalism-SISU	Autonomous Aerial Systems Core	Forestry NTGS S & S	PARTV Event 1G	
Campus Safety and Security	Dual Credit Incentive Program	Broader Impacts Group	Innovation factory	SPABA/International Programs	Career Services	ASUM VPSA Funding	KPCN: The Peer Connection Network	Band Concerts and Tours	Forestry Sales & Service	PARTV Event 1H	
Campus Stores	Governor's Post Secondary-Merit	Business Development - MTWTC	Internship Services SPABA	SPABA/Law	China Law-Summer	ATS/EITA	Kyi-Yo Pow Wow	BBER Montana Business Quarterly	Gallery of Visual Arts	PARTV Event 1I	
Campus Stores Inventory	H&S Scholarship Clearing Account	Business Development - PTAC	Janson - Salary Support	SPABA/Liberal Studies	Comp Science On-Line Course Alloc	Beyond Boundaries Conference	Master in Early Childhood Education	BBER Montana Poll	Genomics Core: Bioinformatics	PARTV Event 3F	
Central IT User Desktop & Mobile	MUS STEM Scholarship	Business Development - SBDC	Montana Digital Academy/SPABA	SPABA/Mansfield Center	Computer Science Summer Camp	Bio Station Bookstore	MC Building Use Rent	BBER Natural Resource Info System	Global Gateway-MultiCult Learn Solu	PARTV Event 3N	
Construction Management	OCHS Student Assistance	Business Development-ACCELERATE MT	Montana Safe Schools Center DF&A	SPABA/Mansfield Library	Course Repeat Instruction Fee	Biological Station Settlement	MC Business Dept. Development	BBER Outlook Seminar	GrizTech Sales and Service	PARTV Event 3O	
Custodial Grounds Labor Recharge	Pep Band Scholarship	Business Development-ILEAD	NMRF Nuclear Magnetic Resonance	SPABA/Mathematics	Criminal Law Student Group	Campus Assault Prevent OTO FY16FY17	MC Dean Designated Instruction	BBER/FIDACS S & S	Hearing Conservation Sales & Serv.	Percussion Concerts and Tours	
Educ Dept Copy Machine	Scholarship Clearing	Business Development-LAUNCHPAD	O'Connor CRMW-IDC Allocation	SPABA/MCLL	Direct Exchange/Misc.	Campus Compact	MC Health Professions Development	Bio Sciences Sales & Service	HEO Service Operation	Pharm. Sci. Sales & Services	
Energy Conservation Rebate	WAFDFC Scholarship Clearing Account	CBSD CoBRE SPABA	Office of Resrch & Spons'd Programs	SPABA/Montana Campus Compact	Environmental Law Group	Campus Wireless Provider	Media Arts Designated	Biological Station S&S	History Maps	Physical Therapy Sales & Service	
Facilities Srvc Payroll Pool		CBSD Pilot Project	ORCS Vehicle Sales and Service	SPABA/Natural Heritage	Federalist Society	CE Nonprofit Administration	Misc Desig (G&C Leave) Payroll Pool	BioSpectroscopy Core Research Lab	ICPMS Facility	Physics/Astronomy Demonstration Prj	
Facility Services Fuel Pumps		CBSD Start Up Funds	ORSP/Research & Sponsored Pg	SPABA/NSF EPSCoR	Fees Payroll Pool	Central & Southwest Asia Programs	Misc Designated Payroll Pool	Bitterroot College - CDL	International Programs S&S	Prof. Development Training & Servic	
Forestry Copy Recharges		CBSD Support	Paleontology Center	SPABA/OREOS-DBS	Graduate Application Fee	CESU Support	Model UN Travelling Team	Bitterroot College Course Fees	ISPAM-Sales and Service	Professional Education S & S	
Freshwater Res Lab Payroll Pool		CCRGI-CollaborationChallengeResrch	Research Admin Payroll Pool	SPABA/Physics	Graduation Fee	Ch. 33 VA Wire Clearing	Montanan Magazine	Bitterroot College Non-credit Srvcs	Jazz Program	Project Lead The Way	
Freshwater Research Lab		CCRGI-CollaborationChallengeResrch	Research Core Instrumentation	SPABA/Political Science	HHP ACTIVITY Class Student Fee	Change Check Clearing	Montech Loan Program	Bitterroot College Workforce Prgms	Journalism Vending	Provost - Academic Program Delivery	
Information Tech Srvc Payroll Pool		Center NRE Policy	Research Facilities - Op & Maint	SPABA/Psychology	Hispanic Law Students Association	CHPBS Ventures	MT Writing Project Program Income	Business Admin Computer Labs	Keyboard Program	Public Land Law Review	
Information Technology - Equipment		Center NRE Policy SPABA	Research Salaries	SPABA/Running - Forestry	HR Administrative Service Fees	Collegiate Licenses	MTDA Supplementary Programs	Business Administration S&S	Lab Animal Resources	Recording Studio	
Information Technology Office		CLNP/Thompson	Research Special	SPABA/Rural Institute	International Law Students Assoc.	Commencement	NAPA Programs	Carpentry Sales and Service	Library Fees and Fines	Research Facilities & Equipment Use	
Information Technology Recharge		CNREP ORCS Support	SPABA/Academic Affairs	SPABA/Sociology	International Student Exchange	Counselor Education	NSF/Returned Check Clearing	Chem Stores Sales & Service	Mass Spectrometer Core Facility	RTC Rural Institute S & S	
Internet Service		Core Facility Support	SPABA/Anthropology	SPABA/Teaching and Learning	Int'l Scholars and Students	CVPA - Art's Integration	OCHS Designated Reserve	Chemistry Breakage	Mathematics Sales & Service	Rural Institute S & S	
Key Deposits		Counselor Education DF&A	SPABA/Biological Sciences	SPABA/Wang - Chemistry/CHS	ISEP - Direct	CVPA - Dean's Office	Office for Academic Enrichment	Chemistry Sales & Service	MC Snack Bar	Sales & Service - EMtrix Lab	
Law Library Xerox		CVPA - SPABA	SPABA/Biological Station	SPABA/Women's Studies	Law School Application Fee	Designated Budget Establishment	Office for Student Success	Choral Concerts and Tours	Molecular Computational Core	Sales & Service - Holben Lab	
Library Photocopy Account		SPABA/Biomolecular MREDI/MCHR01 VPR Support	SPABA/Biomolecular Struct/Dynamics	SPABA-Extended/Lifelong Learning	Law School Institute	Designated Reserve Revolving Acct	Parents Connection	Civic Engagement - Sales & Service	Montana Conservation Genetics Lab	Sales & Services Payroll Pool	
Main Hall Copy Machines		DF&A CIRE	SPABA/Biotechnology Center	Sponsored Program Audit Reserve	MC Outreach Program	Disability Services	Peaks to Plains-Tech Prep	Clinical Pharmacy Services	Montana Law Review	SensorSpace	
Maintenance Shops Recharge		DF&A CTM	SPABA/Bureau of Business Econ Res	Start Up Fund Master	MC Placement Testing Fees	Disbursement Services	Pre-Health Sciences	Clinical Psychology Center	Montana Media Lab	Small Molecule X-Ray Diffraction Cr	
Mass Spectrometer Core		DF&A NTSG/Kimball	SPABA/Business Administration	Technology Transfer Administrative	Mindfulness in Law Society	DiverseU	Public Records/MT LegalMedicalPanel	CNREP Sales and Service	Montana Model UN	Social Work Sales and Service	
MC Dupl/Fax Services		DFA - Bitterroot College	SPABA/CEHS	Technology Transfer Development	MT Behavioral Institute DERS/CE	Dual Enrollment Program	Recycling & Waste Management	Cntr for Riverine Science & Stream	Montana Repertory Theatre	Spectral Fusion Design	
MC Student Printing Recharge		DFA - Institute on Ecosystems	SPABA/CESU	Translational Research	MT Public Interest Law Coalition	Enhanced Business Practices	School District Intern Program	Communication Studies Sales & Serv	Montana Safe Schools Center S&S	SpectrUM Discovery Area	
Misc Recharge Op Payroll Pool		DFA - NNCTC	SPABA/Chem & Bio Chem/Berryman	TRIO SPABA	MT Trial Lawyers Association	Facilities Services Maint Vehicles	State College Work Study	CoMotion Dance	Montana Science Fair	SSRL Sales & Service	
Motor Pool Payroll Pool		DFA - Research Administration	SPABA/Chemistry	Upward Bound SPABA	Music Accompanist Fee	Fire Intelligence Module Overtime	Student Advocacy Resource Center	CORE Sales & Service	MonTECH Income	Staff Senate Visibility	
Network - Facilities & Management		DFA BIG	SPABA/Chemistry & Biochemistry	VP ORCS Program Support for MCWRU	Music Camp	Foreign Language Days	Student Support Center	Co-Teach S & S	MT Disability Health S & S	Stats and Applied Math CORE	
Network Support		DFA DCLP	SPABA/CHPBS	We Are MT In The Classroom	National Lawyers Guild	Geography/R. Graetz	Sustainability Office	CSD - Sales & Service	MT World Trade Center S&S	T&D Sales & Service	
NMR Core		English SPABA	SPABA/Computer Science		National Student Exchange	Global Public Health Minor	TFBP Reserve	CSD Department Clinic	Museum Sales & Services	Teaching and Learning Sales&Svc	
Off-Campus Work Orders		Enviro Health Radioactive/Haz Waste	SPABA/Coop Wildlife Unit		Native American Law Student Assoc.	Grad. Business Students Association	UM Retirement Costs	Ctr for Env Health Sciences S & S	Music Sales & Service	Transition and Employment Projects	
Printing & Audio/Visual Services		Fixed Price Clearing	SPABA/Co-Teach		Off-Campus MBA-School of Business	Grant and Contract Leave Pool	University Communications	Dinner and Dialogue	NAS Sales & Service	UM Arts Box Office	
Public Safety Dispatch		FY13 Start Up	SPABA/Economics		Orientation Fee (MC)	Griz Central Management	University Liability Account	DPAP Sales and Service	Natural Heritage Sales/Service	UM Press	
Rural Inst on Disabilities Rchrge		FY14 Small Grants	SPABA/Education		Outdoor Recreation Law Group	H & S - Designated Support	VPSA-Diversity Programming	ECOR Sales & Service	Neural Injury Center	Veterans Education/Transition Srvs	
TechClassrooms&InfrastructureDesign		FY15 Start Up	SPABA/EVST		OUTlaws	Hold Collections	Workers Compensation	Education Preschool Lab	New Directions Sales & Srvcs	Welding Service Operation	
Telecommunications		FY16 Research Start Up	SPABA/Forestry		Pharmacy Application Fee	HRS Clearing Acct-Background Checks	Writing Center	Education Sales & Services	NNCTC Sales and Service	Work Comp/Occupational Safety	
Transportation Services		FY17 Research Start Up	SPABA/Geography		Phi Delta Phi	International Activity Fund	WWAMI	English Language Institute S&S	Opera Theater	Workers Comp/Safety Smart	
Vehicle Repair Center		FY18 Research Start Up	SPABA/Geosciences		Physical Therapy App Fee	International Programs Admin.		English Sales & Service	Orchestra Concerts and Tours	X-Ray Diffraction Core	
Video Production		FY19 Research Start Up	SPABA/H & S Deans Office		PSC On-Line Course Allocation	Int'l Outreach and Events		Environ Biogeochemistry Lab	PARTV Event 1A		
Web Technology Services Development					Rural Advocacy League (RAL)				PARTV Event 1B		
Wildlife Vehicle Pool					School of Russian & Asian Studies				PARTV Event 1C		
					SoBA International Experience						
					Student Animal Legal Defense Fund						
					Student Bar Association						
					Study Abroad Application Fees						
					Technology Fee - CIS						
					Theatre Productions						
					Veterans Law Group						
					Vietnam Study Abroad Program						
					Women's Law Caucus						