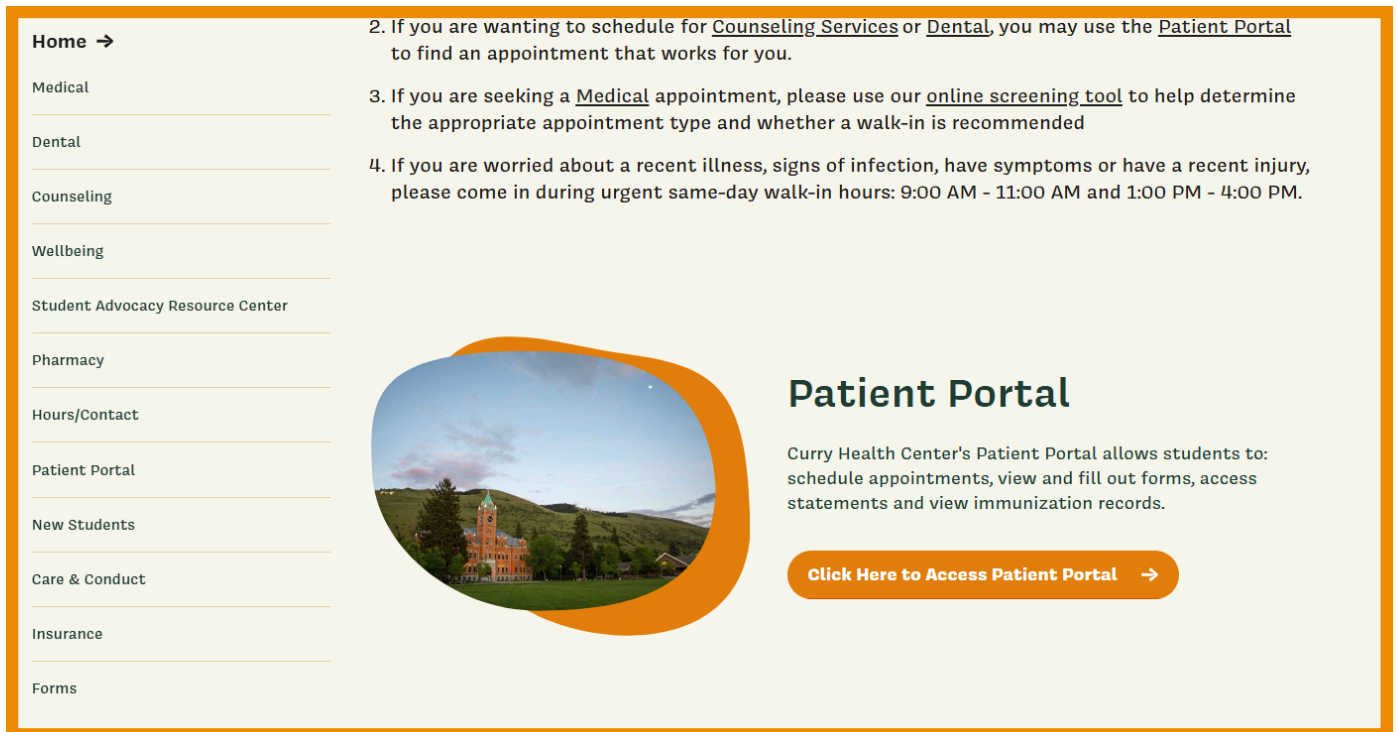


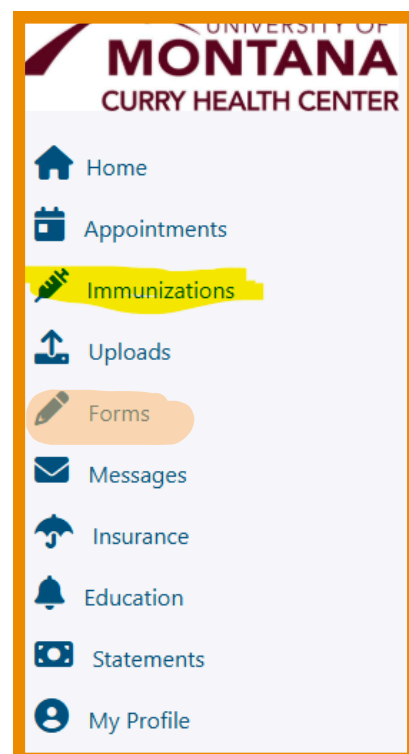
How to Submit Your Immunization Records

1. Go to the [Curry Health Center website](#) and log into the [Patient Portal](#) using your NetID and password.



The screenshot shows the Curry Health Center website's Patient Portal page. On the left is a navigation menu with the following items: Home →, Medical, Dental, Counseling, Wellbeing, Student Advocacy Resource Center, Pharmacy, Hours/Contact, Patient Portal, New Students, Care & Conduct, Insurance, and Forms. The main content area contains three numbered instructions: 2. If you are wanting to schedule for [Counseling Services](#) or [Dental](#), you may use the [Patient Portal](#) to find an appointment that works for you. 3. If you are seeking a [Medical](#) appointment, please use our [online screening tool](#) to help determine the appropriate appointment type and whether a walk-in is recommended. 4. If you are worried about a recent illness, signs of infection, have symptoms or have a recent injury, please come in during urgent same-day walk-in hours: 9:00 AM - 11:00 AM and 1:00 PM - 4:00 PM. Below the instructions is a circular image of a building on a hill. To the right of the image is the heading 'Patient Portal' and a description: 'Curry Health Center's Patient Portal allows students to: schedule appointments, view and fill out forms, access statements and view immunization records.' At the bottom right is a button that says 'Click Here to Access Patient Portal →'.

2. Click on the **'Immunizations'** tab in the left menu.
3. Upload your proof of having received 2 Measles, Mumps, and Rubella (MMR) vaccines.
4. Click on the **'Forms'** tab in the left menu.
5. Complete the Tuberculosis Screening Questionnaire.





The screenshot shows the Curry Health Center Patient Portal mobile app interface. At the top is the University of Montana Curry Health Center logo. Below the logo is a list of navigation options: Home, Appointments, Immunizations (highlighted in yellow), Uploads, Forms (highlighted in orange), Messages, Insurance, Education, Statements, and My Profile.


Check Your Status:





 **Green with checkmarks – VERIFIED**

You're all set. No further action needed.

 Verified


[Required](#) 


[Alternates to Requirements](#) 


-  **Immunizations--Outside Records**
#1 06/12/2025
-  **Measles Vaccine Required**
#1 06/12/2025
#2 06/12/2025
-  **Rubella Vaccine Required**
#1 06/12/2025
#2 06/12/2025
-  **TB Screening Requirement Form**





 **Yellow with checkmarks – COMPLIANT**

Call Curry Health Center at **(406) 243-4330** to complete the final steps.

 Compliant [View Missing Immunizations](#)


[Required](#) 


[Alternates to Requirements](#) 


-  **Immunizations--Outside Records**
#1 08/06/2025
-  **Measles Vaccine Required**
#1 01/10/2008
#2 11/08/2010
-  **Rubella Vaccine Required**
#1 01/10/2008
#2 11/08/2010
-  **TB Screening Requirement Form**





 **Red with X – NOT COMPLIANT**

Something is missing. Please log in and upload the required documents.

 Not Compliant [View Missing Immunizations](#)

[Required](#) 

[Alternates to Requirements](#) 

-  **Immunizations--Outside Records**
#1 08/04/2025
-  **Measles Vaccine Required**
#1 06/09/2025
#2 07/07/2025
-  **Rubella Vaccine Required**
#1 06/09/2025
#2 07/07/2025
-  **TB Screening Requirement Form**
#1 08/04/2025