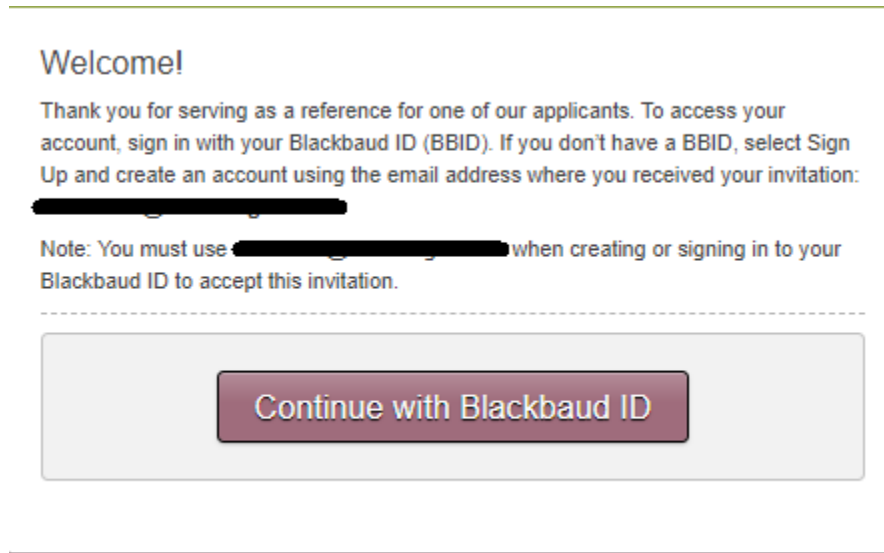


Reference/Reviewer Login instructions

Update: April 2nd 2024

If a student has requested that you be a reference or you have been assigned to a review group you will receive an email with a link to login to the scholarship portal. Once you click on the link you will be brought to a webpage with a button “Continue with Blackbaud ID”. Click this button and it will bring you to the Blackbaud website to login through their MFA.



Please note: As of March 1st 2024, all References and Reviewers are required to set up a Blackbaud ID (Multi-Factor Authentication). You will be brought to the page above if it is your first time logging in as a Reference or Reviewer, with the new Multi-Factor Authentication, you will click on the button “Continue with Blackbaud ID”. It will bring you to a new page.


blackbaud


Sign in

[Forgot password?](#) Remember my email

[Sign in](#)

or

 [Sign in with Google](#)

 [Sign in with Apple](#)

[Need an account? Sign up](#)

[Need help? Have questions?](#)

If it is your first time here you will click on Sign up. If you have already created your account, you will continue logging in with the password you set up. Once you log in and approve the Multi-Factor authentication it should log you directly into the scholarship portal to view the applications you’ve been asked to review.

If you have any questions regarding how to login or if you do not see any opportunities to review please reach out to the Financial Aid office at fascholarships@mso.umt.edu.